

# Gananoque Reporter



## Summary Report

January 9, 2018

Market Information		
Average Household Spending / Yr		
Mortgage payments	\$	5,685
Cell Phone, Pager & Services	\$	1,053
Internet Access Services	\$	515
Home Renovations	\$	1,403
Retirement & pension fund payments	\$	1,746
Lotteries	\$	917
Health Insurance	\$	879
Household appliances	\$	667
Furnishings	\$	1,357
Computer hardware	\$	140
Auto/Truck Purchase	\$	7,820
Auto/Truck Rental or Lease	\$	88
Air Travel	\$	699

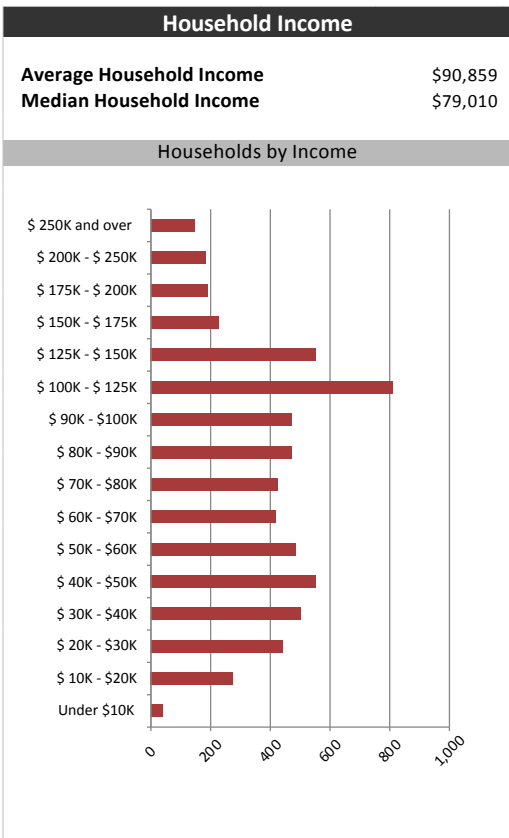
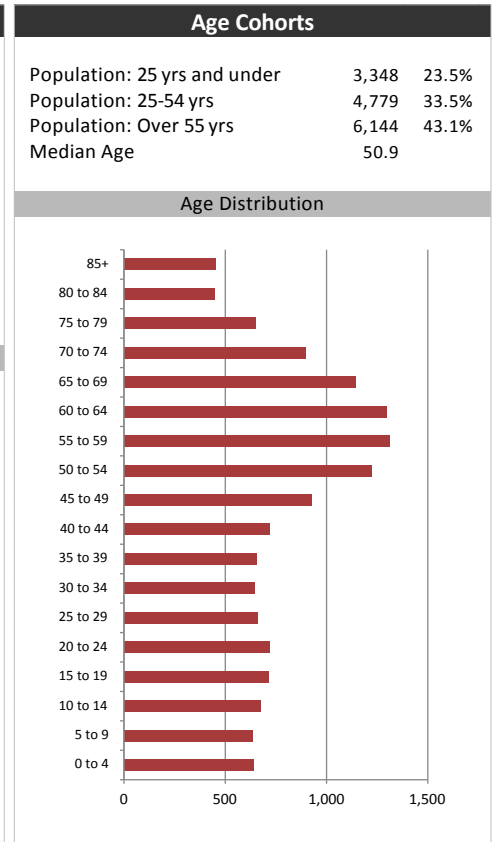
  

Age of Home Owners		
15 to 24 years	101	1.6%
25 to 34 years	692	11.3%
35 to 44 years	751	12.3%
45 to 54 years	1,104	18.1%
55 to 64 years	1,483	24.3%
65 to 74 years	1,153	18.9%
75 years or over	828	13.6%

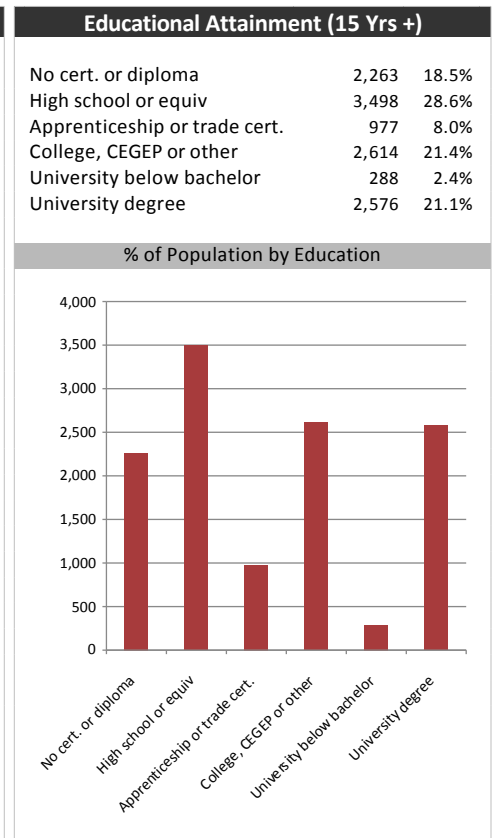
Population & Household Summary	
Total Population	14,272
Population Growth 2012-2017	-0.8%
Population Growth 2017-2022	1.5%
Total Households	6,112
Household Growth 2012-2017	0.2%
Household Growth 2017-2022	1.6%
% of Households with Children	35.2%
% of Households - Married w/ Kids	25.5%
% of Households - Single Parent	9.7%

% of Households by Household Size	
1	24.0%
2	43.0%
3	15.0%
4-5	16.5%
6+	1.5%



Visible Minorities & Language	
<b>Population by Visible Minority</b>	
Chinese	0.1%
South Asian	0.2%
Black	0.4%
Filipino	0.2%
Latin American	0.1%
Southeast Asian	0.1%
Arab	0.0%
West Asian	0.1%
Korean	0.1%
Japanese	0.0%
Visible minority, n.i.e.	0.0%
Multiple visible minorities	0.0%
<b>Population by Mother Tongue</b>	
Single Responses	99.6%
English	94.2%
French	2.6%
Non-Official languages	2.8%
Multiple responses	0.4%



# Gananoque Reporter

## Distribution Map

Map

