

Georgetown/Acton Independent & Free Press

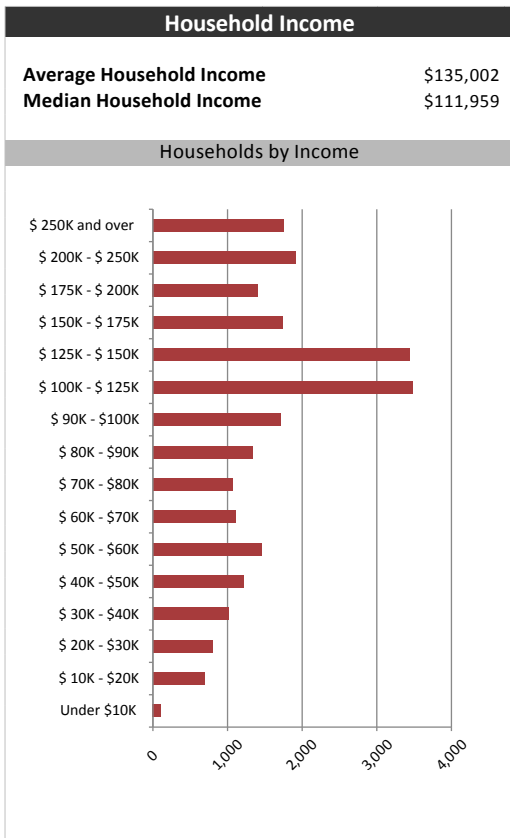
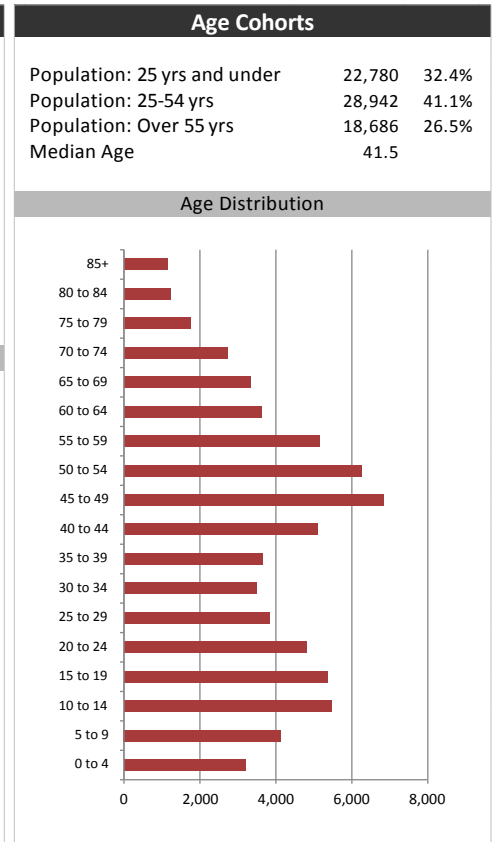


Summary Report

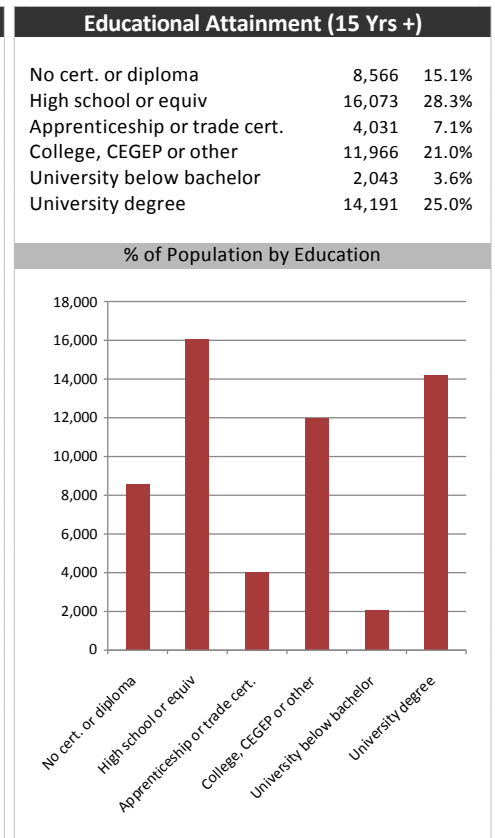
January 9, 2018

Market Information		
Average Household Spending / Yr		
Mortgage payments	\$	11,180
Cell Phone, Pager & Services	\$	1,607
Internet Access Services	\$	617
Home Renovations	\$	2,445
Retirement & pension fund payments	\$	2,594
Lotteries	\$	1,028
Health Insurance	\$	675
Household appliances	\$	737
Furnishings	\$	2,032
Computer hardware	\$	377
Auto/Truck Purchase	\$	9,128
Auto/Truck Rental or Lease	\$	269
Air Travel	\$	1,393
Age of Home Owners		
15 to 24 years	318	1.3%
25 to 34 years	2,260	9.4%
35 to 44 years	4,531	18.9%
45 to 54 years	6,847	28.6%
55 to 64 years	4,662	19.5%
65 to 74 years	3,046	12.7%
75 years or over	2,254	9.4%

Population & Household Summary	
Total Population	70,408
Population Growth 2012-2017	9.5%
Population Growth 2017-2022	10.6%
Total Households	23,916
Household Growth 2012-2017	8.0%
Household Growth 2017-2022	10.4%
% of Households with Children	54.3%
% of Households - Married w/ Kids	44.1%
% of Households - Single Parent	10.2%
% of Households by Household Size	



Visible Minorities & Language	
Population by Visible Minority	
Chinese	0.8%
South Asian	1.9%
Black	1.2%
Filipino	0.6%
Latin American	0.5%
Southeast Asian	0.1%
Arab	0.1%
West Asian	0.1%
Korean	0.2%
Japanese	0.3%
Visible minority, n.i.e.	0.2%
Multiple visible minorities	0.3%
Population by Mother Tongue	
Single Responses	98.9%
English	84.1%
French	2.2%
Non-Official languages	12.6%
Multiple responses	1.1%



Georgetown/Acton Independent & Free Press



Distribution Map

Map

