

Georgina Advocate



Summary Report

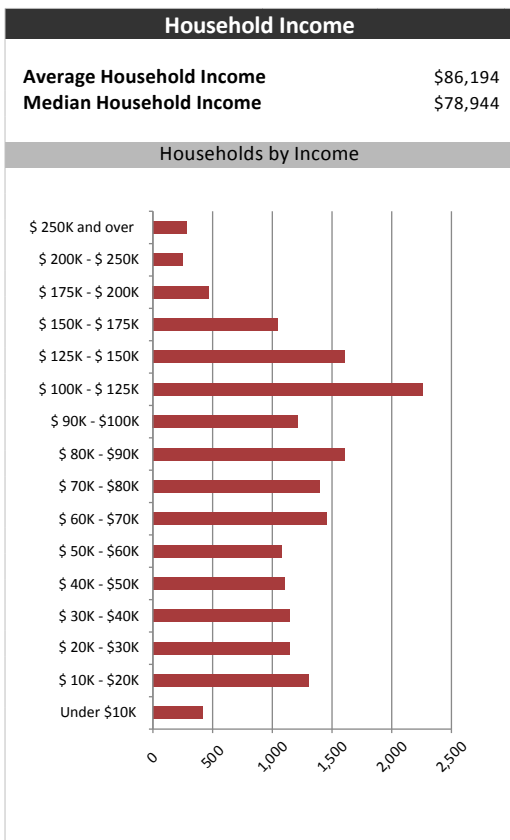
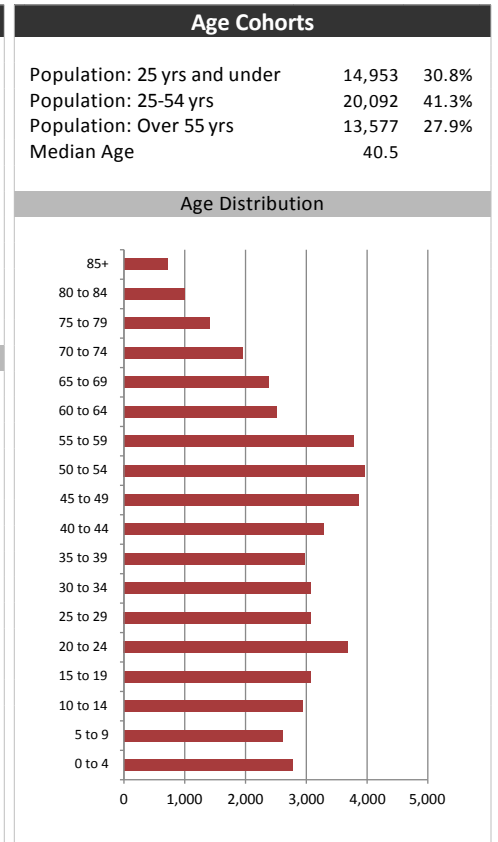
January 9, 2018

| Market Information | | |
|------------------------------------|----|-------|
| Average Household Spending / Yr | | |
| Mortgage payments | \$ | 7,679 |
| Cell Phone, Pager & Services | \$ | 1,240 |
| Internet Access Services | \$ | 490 |
| Home Renovations | \$ | 1,342 |
| Retirement & pension fund payments | \$ | 1,588 |
| Lotteries | \$ | 873 |
| Health Insurance | \$ | 467 |
| Household appliances | \$ | 519 |
| Furnishings | \$ | 1,173 |
| Computer hardware | \$ | 252 |
| Auto/Truck Purchase | \$ | 6,331 |
| Auto/Truck Rental or Lease | \$ | 125 |
| Air Travel | \$ | 685 |

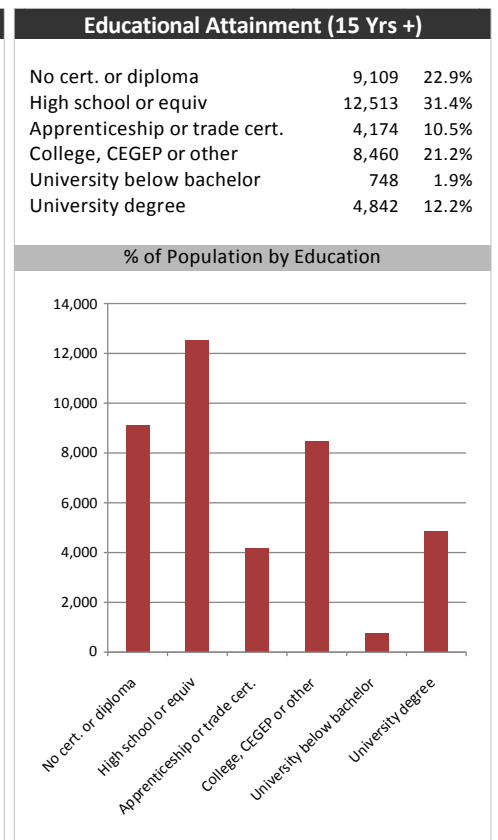
| Age of Home Owners | | |
|--------------------|-------|-------|
| 15 to 24 years | 156 | 0.9% |
| 25 to 34 years | 2,490 | 14.2% |
| 35 to 44 years | 3,193 | 18.2% |
| 45 to 54 years | 4,311 | 24.5% |
| 55 to 64 years | 3,306 | 18.8% |
| 65 to 74 years | 2,303 | 13.1% |
| 75 years or over | 1,813 | 10.3% |

| Population & Household Summary | |
|-----------------------------------|--------|
| Total Population | 48,622 |
| Population Growth 2012-2017 | 6.8% |
| Population Growth 2017-2022 | 6.7% |
| Total Households | 17,572 |
| Household Growth 2012-2017 | 5.7% |
| Household Growth 2017-2022 | 6.2% |
| % of Households with Children | 48.8% |
| % of Households - Married w/ Kids | 36.2% |
| % of Households - Single Parent | 12.6% |

| % of Households by Household Size | |
|-----------------------------------|-------|
| 1 | 20.0% |
| 2 | 33.0% |
| 3 | 19.0% |
| 4-5 | 25.0% |
| 6+ | 3.0% |



| Visible Minorities & Language | |
|---------------------------------------|-------|
| Population by Visible Minority | |
| Chinese | 0.7% |
| South Asian | 0.9% |
| Black | 1.1% |
| Filipino | 0.9% |
| Latin American | 0.5% |
| Southeast Asian | 0.6% |
| Arab | 0.2% |
| West Asian | 0.1% |
| Korean | 0.2% |
| Japanese | 0.2% |
| Visible minority, n.i.e. | 0.2% |
| Multiple visible minorities | 0.3% |
| Population by Mother Tongue | |
| Single Responses | 99.2% |
| English | 89.4% |
| French | 1.3% |
| Non-Official languages | 8.5% |
| Multiple responses | 0.8% |



Georgina Advocate

Distribution Map

Map

