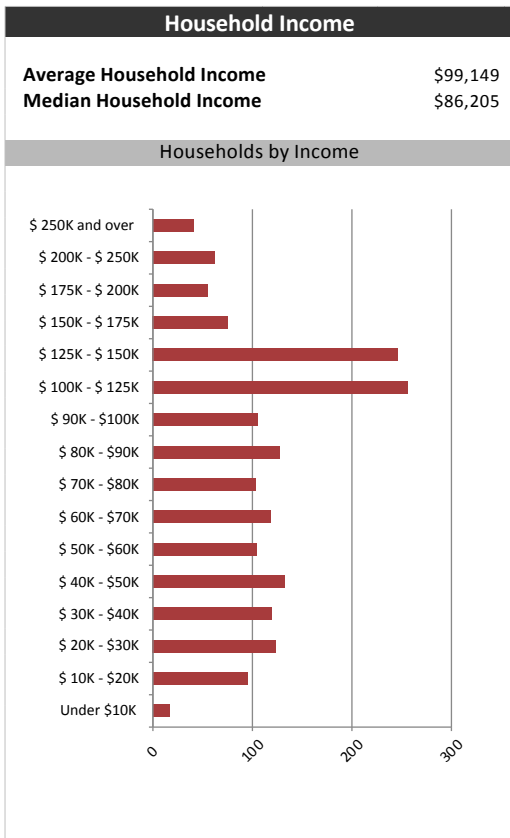
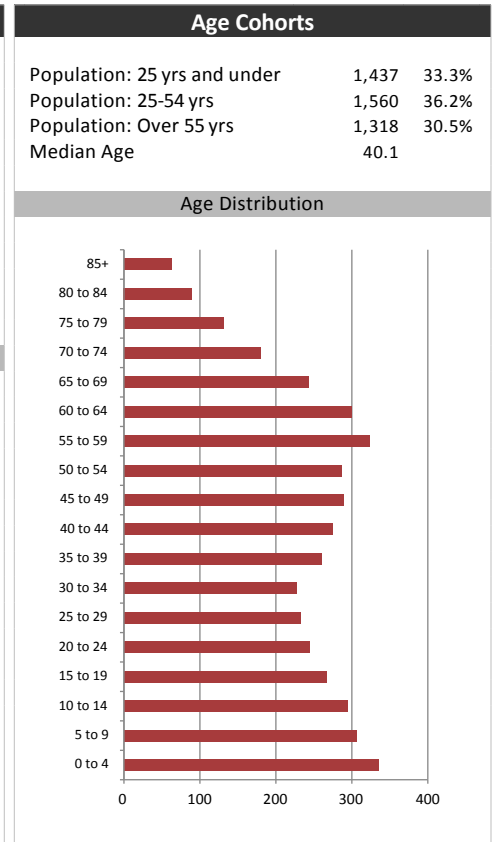


Market Information		
Average Household Spending / Yr		
Mortgage payments	\$	4,317
Cell Phone, Pager & Services	\$	1,204
Internet Access Services	\$	496
Home Renovations	\$	1,178
Retirement & pension fund payments	\$	2,320
Lotteries	\$	997
Health Insurance	\$	580
Household appliances	\$	461
Furnishings	\$	942
Computer hardware	\$	152
Auto/Truck Purchase	\$	8,112
Auto/Truck Rental or Lease	\$	54
Air Travel	\$	433

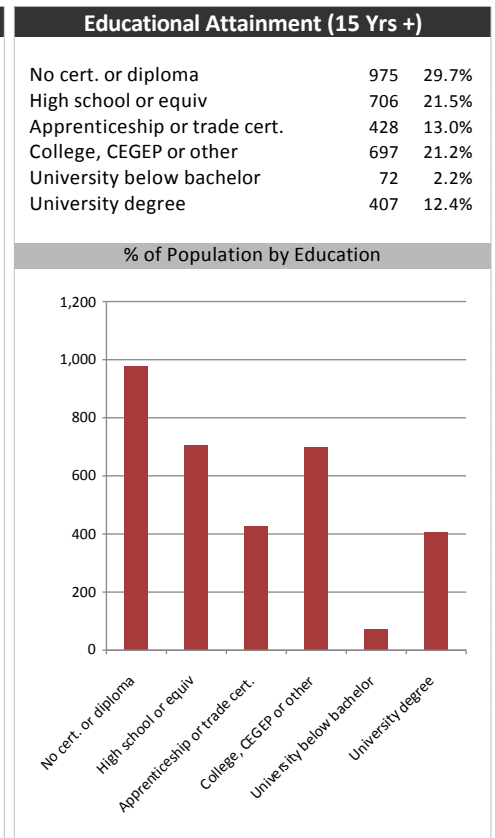
Age of Home Owners		
15 to 24 years	65	3.7%
25 to 34 years	272	15.5%
35 to 44 years	286	16.3%
45 to 54 years	302	17.2%
55 to 64 years	336	19.1%
65 to 74 years	270	15.4%
75 years or over	228	13.0%

Population & Household Summary	
Total Population	4,315
Population Growth 2012-2017	-0.3%
Population Growth 2017-2022	0.4%
Total Households	1,759
Household Growth 2012-2017	1.8%
Household Growth 2017-2022	0.0%
% of Households with Children	44.7%
% of Households - Married w/ Kids	30.0%
% of Households - Single Parent	14.7%

% of Households by Household Size	
1	27.2%
2	35.8%
3	16.1%
4-5	17.5%
6+	3.2%



Visible Minorities & Language	
Population by Visible Minority	
Chinese	0.0%
South Asian	0.0%
Black	0.5%
Filipino	0.1%
Latin American	0.1%
Southeast Asian	0.1%
Arab	0.0%
West Asian	0.0%
Korean	0.0%
Japanese	0.5%
Visible minority, n.i.e.	0.2%
Multiple visible minorities	0.2%
Population by Mother Tongue	
Single Responses	98.8%
English	68.3%
French	25.4%
Non-Official languages	5.1%
Multiple responses	1.2%



Geraldton Times Star

adoreach

Distribution Map

Map

