

Glanbrook Gazette



Summary Report

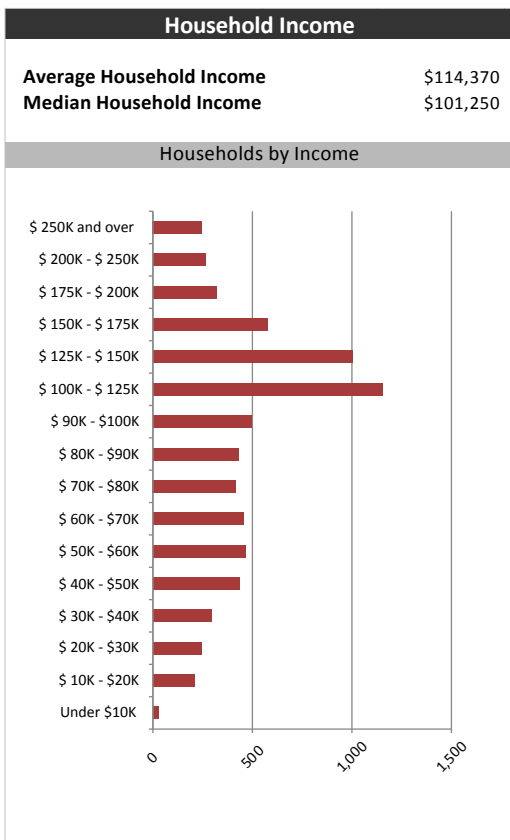
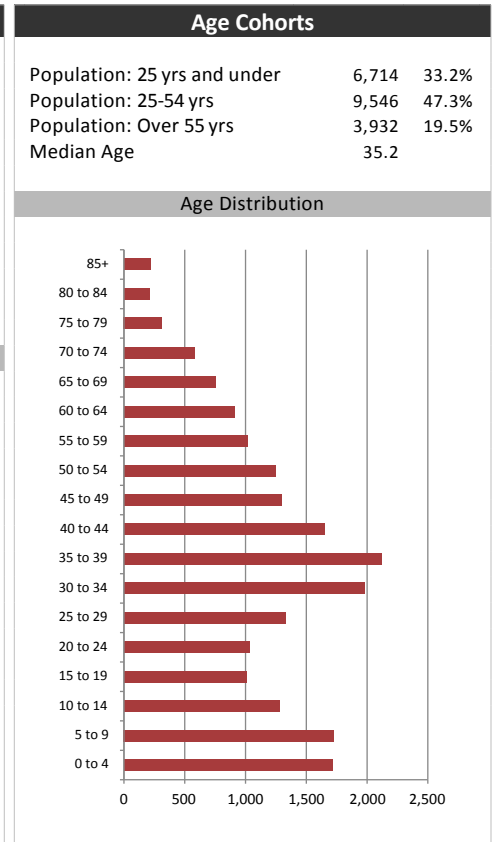
January 9, 2018

Market Information		
Average Household Spending / Yr		
Mortgage payments	\$	9,388
Cell Phone, Pager & Services	\$	1,207
Internet Access Services	\$	525
Home Renovations	\$	1,127
Retirement & pension fund payments	\$	2,463
Lotteries	\$	1,104
Health Insurance	\$	447
Household appliances	\$	806
Furnishings	\$	1,467
Computer hardware	\$	145
Auto/Truck Purchase	\$	8,380
Auto/Truck Rental or Lease	\$	120
Air Travel	\$	794

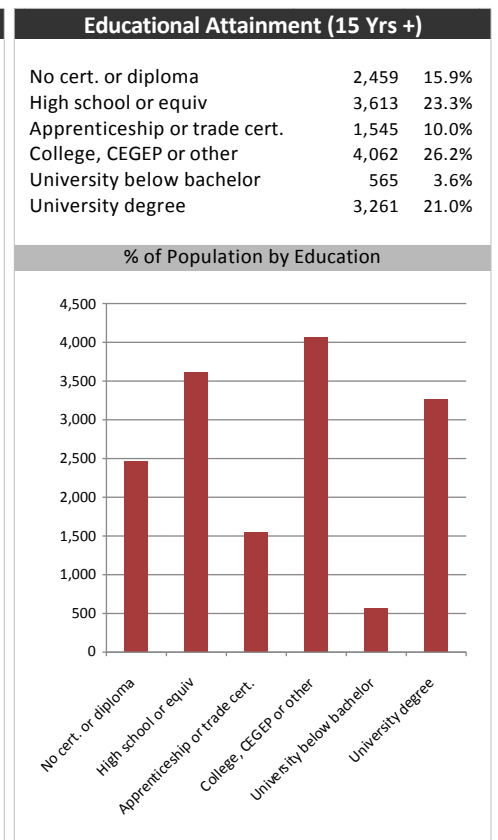
Age of Home Owners		
15 to 24 years	47	0.7%
25 to 34 years	1,381	19.9%
35 to 44 years	1,960	28.3%
45 to 54 years	1,382	20.0%
55 to 64 years	988	14.3%
65 to 74 years	582	8.4%
75 years or over	586	8.5%

Population & Household Summary	
Total Population	20,193
Population Growth 2012-2017	10.3%
Population Growth 2017-2022	8.6%
Total Households	6,924
Household Growth 2012-2017	9.4%
Household Growth 2017-2022	8.9%
% of Households with Children	55.4%
% of Households - Married w/ Kids	47.7%
% of Households - Single Parent	7.7%

% of Households by Household Size	
1	13.0%
2	33.0%
3	19.0%
4-5	29.0%
6+	5.0%



Visible Minorities & Language	
Population by Visible Minority	
Chinese	0.5%
South Asian	2.2%
Black	1.5%
Filipino	1.2%
Latin American	0.7%
Southeast Asian	0.7%
Arab	1.1%
West Asian	0.7%
Korean	0.1%
Japanese	0.4%
Visible minority, n.i.e.	0.1%
Multiple visible minorities	0.2%
Population by Mother Tongue	
Single Responses	98.4%
English	82.0%
French	1.3%
Non-Official languages	15.1%
Multiple responses	1.6%



Glanbrook Gazette



Distribution Map

Map

