

# Goderich Signal-Star



## Summary Report

January 9, 2018

Market Information		
Average Household Spending / Yr		
Mortgage payments	\$	4,769
Cell Phone, Pager & Services	\$	945
Internet Access Services	\$	448
Home Renovations	\$	566
Retirement & pension fund payments	\$	1,361
Lotteries	\$	576
Health Insurance	\$	573
Household appliances	\$	515
Furnishings	\$	1,215
Computer hardware	\$	161
Auto/Truck Purchase	\$	7,901
Auto/Truck Rental or Lease	\$	93
Air Travel	\$	365

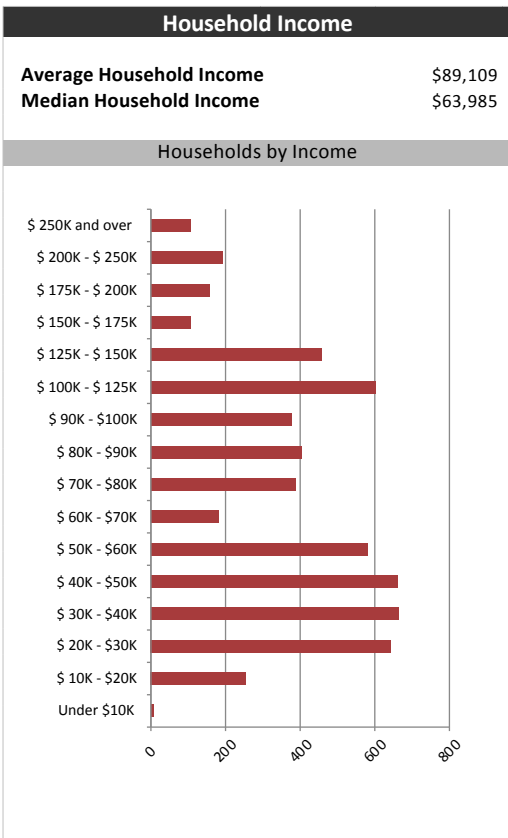
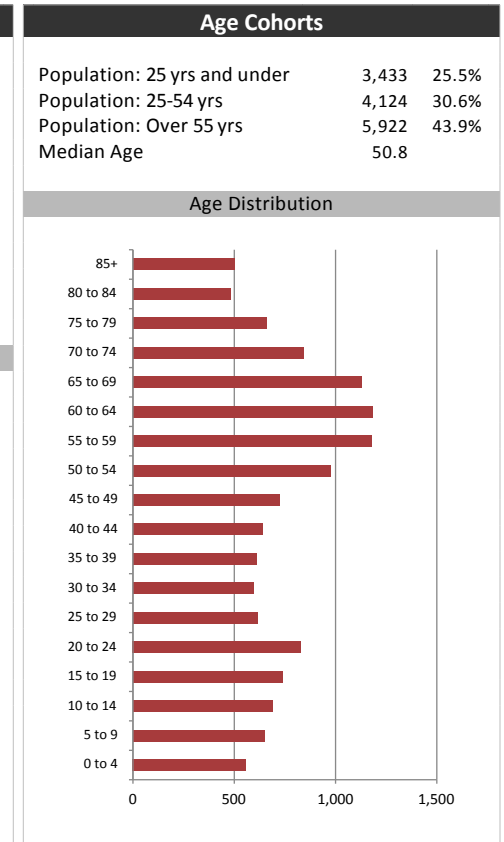
  

Age of Home Owners		
15 to 24 years	171	3.0%
25 to 34 years	657	11.5%
35 to 44 years	686	12.0%
45 to 54 years	898	15.7%
55 to 64 years	1,248	21.8%
65 to 74 years	1,082	18.9%
75 years or over	973	17.0%

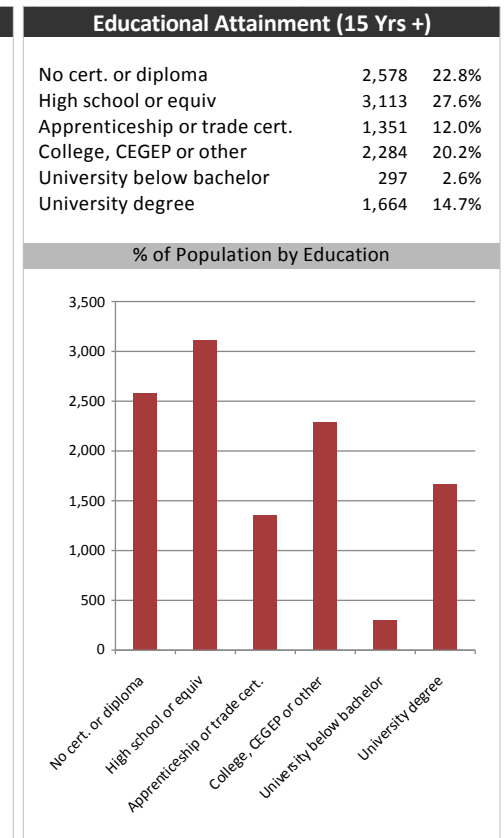
Population & Household Summary	
Total Population	13,479
Population Growth 2012-2017	-0.9%
Population Growth 2017-2022	1.0%
Total Households	5,715
Household Growth 2012-2017	-0.5%
Household Growth 2017-2022	0.8%
% of Households with Children	32.9%
% of Households - Married w/ Kids	25.3%
% of Households - Single Parent	7.6%

% of Households by Household Size	
1	28.0%
2	41.0%
3	12.0%
4-5	16.0%
6+	3.0%



Visible Minorities & Language	
<b>Population by Visible Minority</b>	
Chinese	0.1%
South Asian	0.1%
Black	0.1%
Filipino	0.3%
Latin American	0.1%
Southeast Asian	0.0%
Arab	0.1%
West Asian	0.0%
Korean	0.1%
Japanese	0.0%
Visible minority, n.i.e.	0.0%
Multiple visible minorities	0.0%
<b>Population by Mother Tongue</b>	
Single Responses	99.5%
English	91.2%
French	1.1%
Non-Official languages	7.3%
Multiple responses	0.5%



# Goderich Signal-Star

## Distribution Map

Map

