

Grimsby Lincoln News



Summary Report

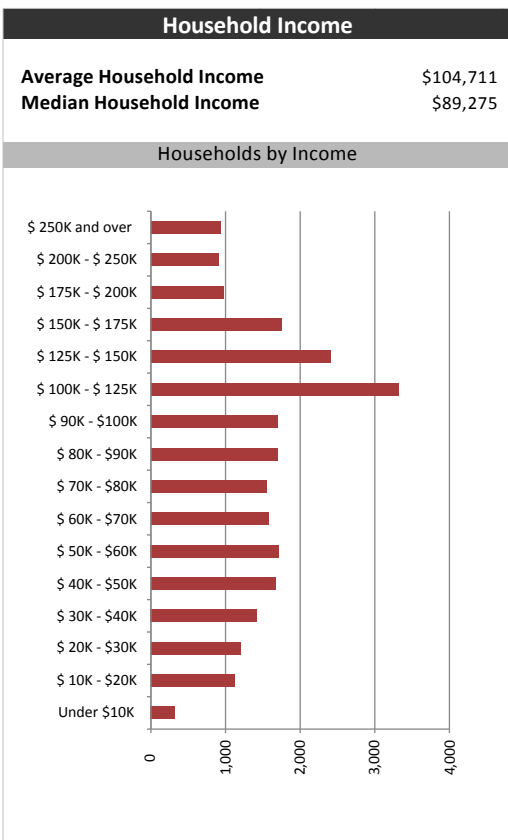
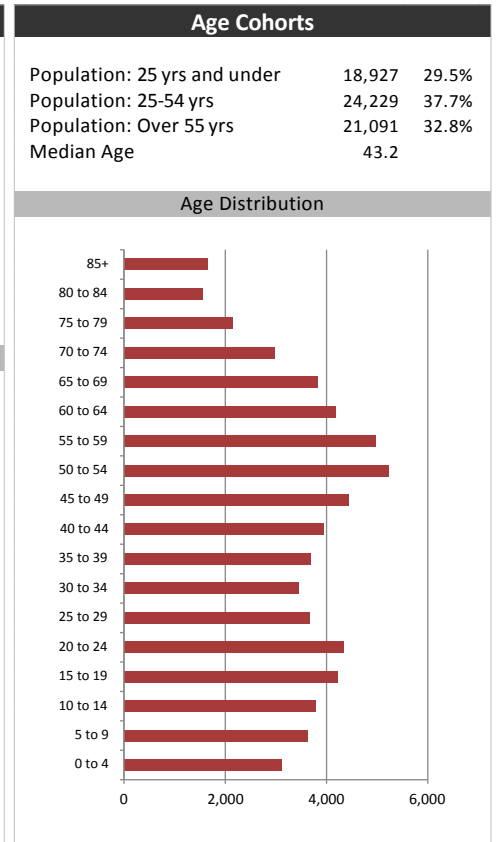
January 17, 2017

Market Information		
Average Household Spending / Yr		
Mortgage payments	\$	6,539
Cell Phone, Pager & Services	\$	983
Internet Access Services	\$	483
Home Renovations	\$	358
Retirement & pension fund payments	\$	1,888
Lotteries	\$	1,072
Health Insurance	\$	717
Household appliances	\$	784
Furnishings	\$	1,457
Computer hardware	\$	218
Auto/Truck Purchase	\$	5,281
Auto/Truck Rental or Lease	\$	538
Air Travel	\$	569

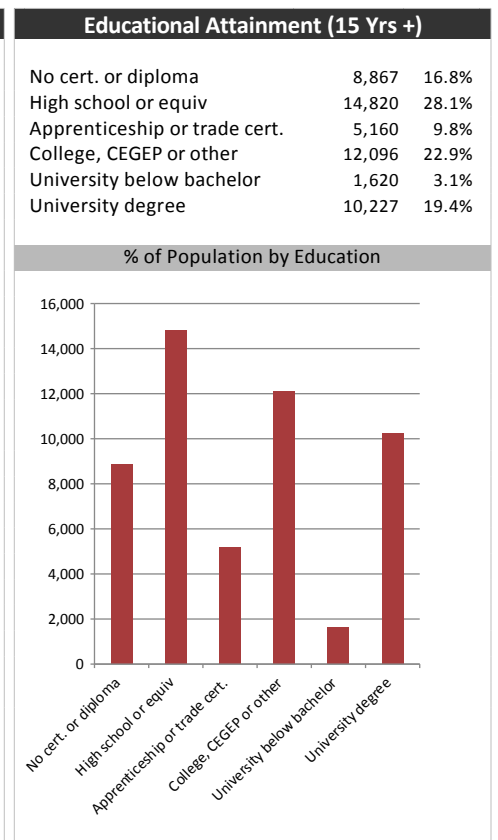
Age of Home Owners		
15 to 24 years	376	1.6%
25 to 34 years	2,861	11.9%
35 to 44 years	3,698	15.4%
45 to 54 years	5,113	21.3%
55 to 64 years	4,979	20.8%
65 to 74 years	3,903	16.3%
75 years or over	3,041	12.7%

Population & Household Summary	
Total Population	64,247
Population Growth 2011-2016	3.7%
Population Growth 2016-2021	3.1%
Total Households	23,970
Household Growth 2011-2016	5.8%
Household Growth 2016-2021	4.4%
% of Households with Children	44.4%
% of Households - Married w/ Kids	35.9%
% of Households - Single Parent	8.5%

% of Households by Household Size	
1	~19.5%
2	~36.5%
3	~15.5%
4-5	~24.5%
6+	~3.5%



Visible Minorities & Language	
Population by Visible Minority	
Chinese	0.5%
South Asian	0.5%
Black	0.7%
Filipino	0.2%
Latin American	0.4%
Southeast Asian	0.2%
Arab	0.1%
West Asian	0.0%
Korean	0.1%
Japanese	0.1%
Visible minority, n.i.e.	0.1%
Multiple visible minorities	0.1%
Population by Mother Tongue	
Single Responses	99.1%
English	86.9%
French	1.2%
Non-Official languages	10.9%
Multiple responses	0.9%



Grimsby Lincoln News



Distribution Map

Map

