

Grimsby/Lincoln/West Lincoln NewsNow



Summary Report

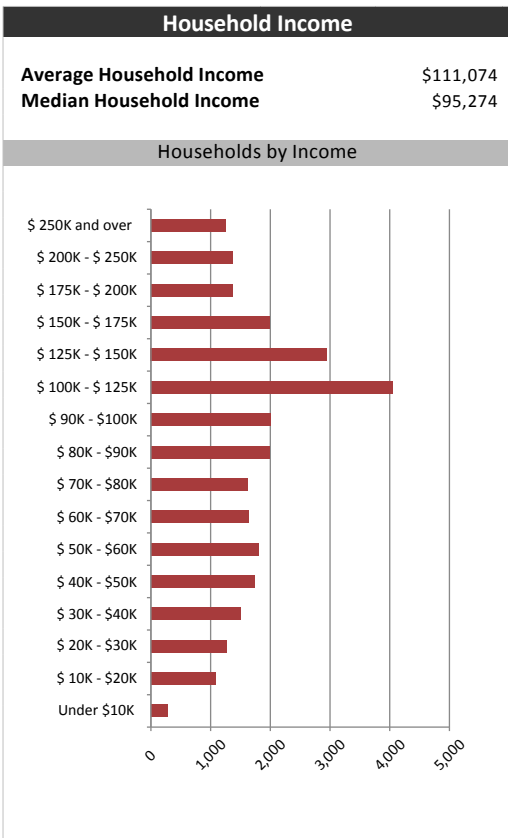
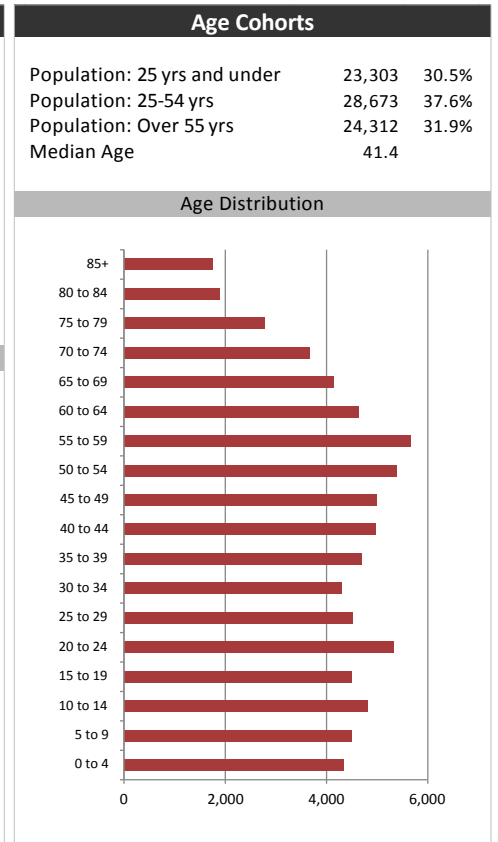
January 9, 2018

Market Information		
Average Household Spending / Yr		
Mortgage payments	\$	6,849
Cell Phone, Pager & Services	\$	1,107
Internet Access Services	\$	496
Home Renovations	\$	1,008
Retirement & pension fund payments	\$	2,010
Lotteries	\$	1,186
Health Insurance	\$	439
Household appliances	\$	717
Furnishings	\$	1,410
Computer hardware	\$	136
Auto/Truck Purchase	\$	7,520
Auto/Truck Rental or Lease	\$	115
Air Travel	\$	836

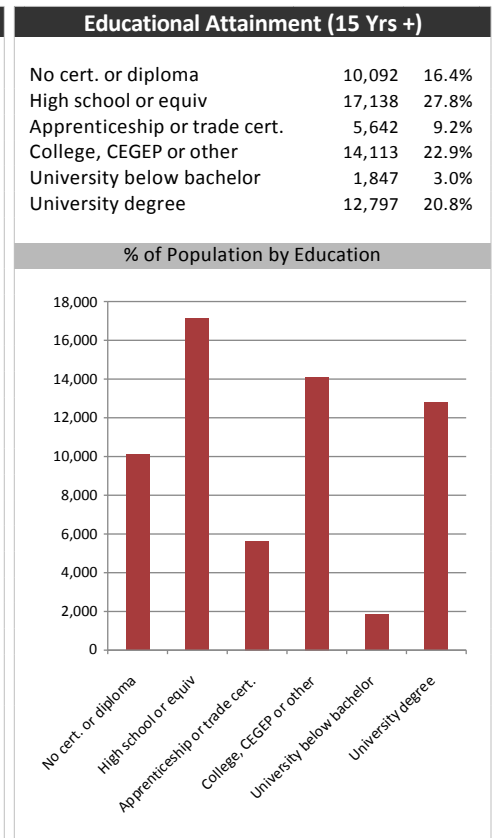
Age of Home Owners		
15 to 24 years	378	1.4%
25 to 34 years	3,571	13.0%
35 to 44 years	4,474	16.3%
45 to 54 years	5,569	20.2%
55 to 64 years	5,532	20.1%
65 to 74 years	4,245	15.4%
75 years or over	3,752	13.6%

Population & Household Summary	
Total Population	76,289
Population Growth 2012-2017	4.1%
Population Growth 2017-2022	3.8%
Total Households	27,522
Household Growth 2012-2017	4.2%
Household Growth 2017-2022	3.5%
% of Households with Children	48.1%
% of Households - Married w/ Kids	39.5%
% of Households - Single Parent	8.7%

% of Households by Household Size	
1	18.5%
2	35.5%
3	16.0%
4-5	25.5%
6+	4.0%



Visible Minorities & Language	
Population by Visible Minority	
Chinese	0.6%
South Asian	1.2%
Black	0.7%
Filipino	0.4%
Latin American	0.4%
Southeast Asian	0.2%
Arab	0.2%
West Asian	0.1%
Korean	0.1%
Japanese	0.1%
Visible minority, n.i.e.	0.1%
Multiple visible minorities	0.2%
Population by Mother Tongue	
Single Responses	99.0%
English	85.5%
French	1.3%
Non-Official languages	12.2%
Multiple responses	1.0%



Grimsby/Lincoln/West Lincoln NewsNow



Distribution Map

Map

