

Hagersville/Cayuga Haldimand Press



Summary Report

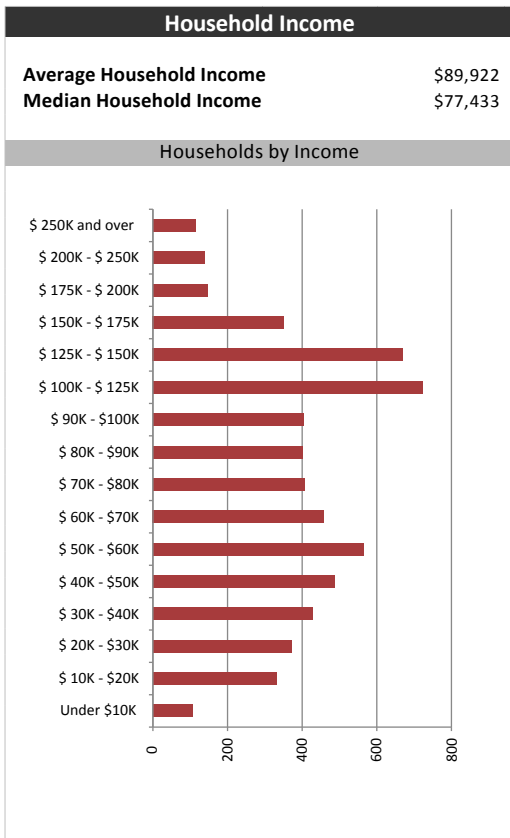
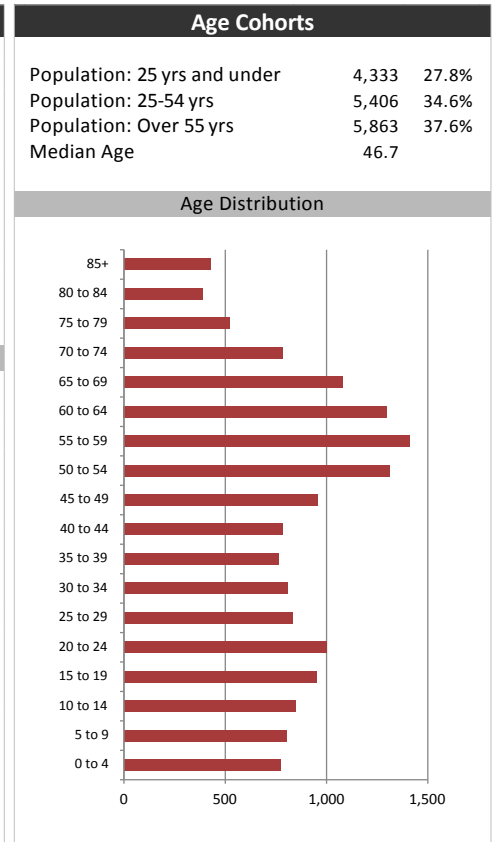
January 17, 2017

Market Information		
Average Household Spending / Yr		
Mortgage payments	\$	4,368
Cell Phone, Pager & Services	\$	903
Internet Access Services	\$	444
Home Renovations	\$	344
Retirement & pension fund payments	\$	1,380
Lotteries	\$	1,001
Health Insurance	\$	635
Household appliances	\$	756
Furnishings	\$	1,161
Computer hardware	\$	182
Auto/Truck Purchase	\$	4,732
Auto/Truck Rental or Lease	\$	363
Air Travel	\$	366

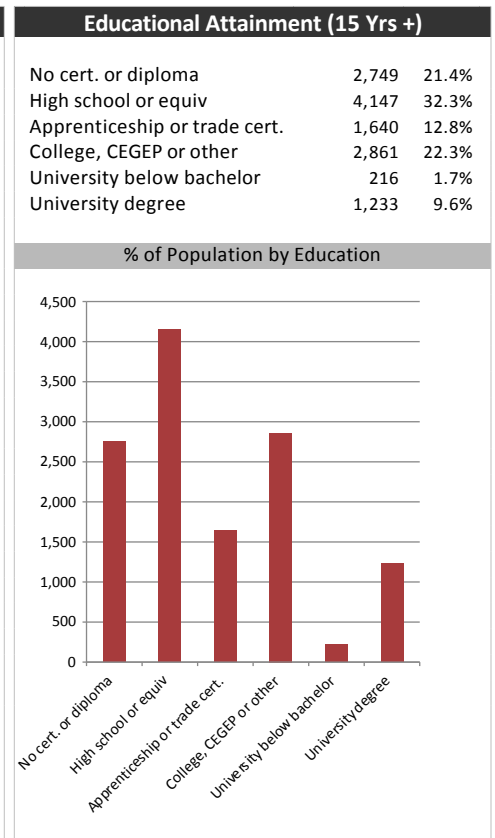
Age of Home Owners		
15 to 24 years	102	1.7%
25 to 34 years	722	11.9%
35 to 44 years	622	10.3%
45 to 54 years	1,308	21.6%
55 to 64 years	1,485	24.6%
65 to 74 years	1,086	18.0%
75 years or over	720	11.9%

Population & Household Summary	
Total Population	15,602
Population Growth 2011-2016	-2.2%
Population Growth 2016-2021	-0.4%
Total Households	6,044
Household Growth 2011-2016	-2.0%
Household Growth 2016-2021	-0.7%
% of Households with Children	40.0%
% of Households - Married w/ Kids	30.9%
% of Households - Single Parent	9.1%

% of Households by Household Size	
1	22.0%
2	39.5%
3	15.0%
4-5	20.5%
6+	3.0%



Visible Minorities & Language	
Population by Visible Minority	
Chinese	0.2%
South Asian	0.4%
Black	0.4%
Filipino	0.2%
Latin American	0.1%
Southeast Asian	0.0%
Arab	0.0%
West Asian	0.0%
Korean	0.2%
Japanese	0.0%
Visible minority, n.i.e.	0.1%
Multiple visible minorities	0.2%
Population by Mother Tongue	
Single Responses	99.5%
English	93.9%
French	0.9%
Non-Official languages	4.7%
Multiple responses	0.5%



Hagersville/Cayuga Haldimand Press



Distribution Map

Map

