

Haldimand County, The Sagem



Summary Report

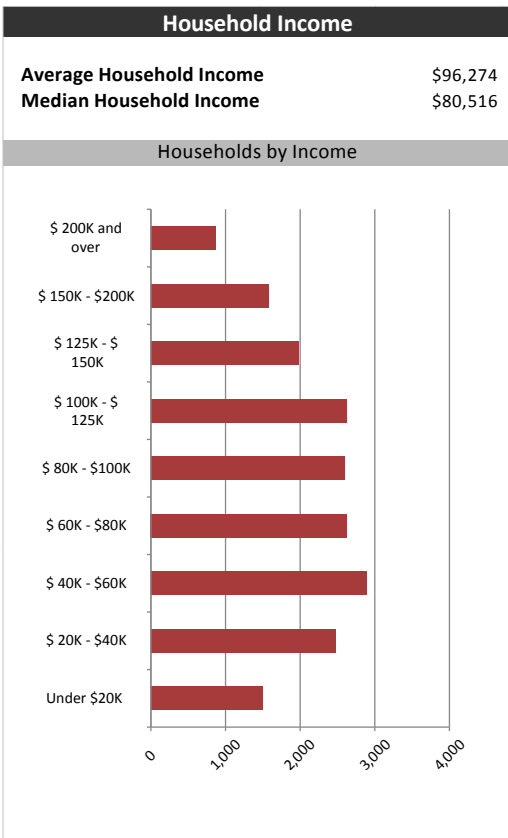
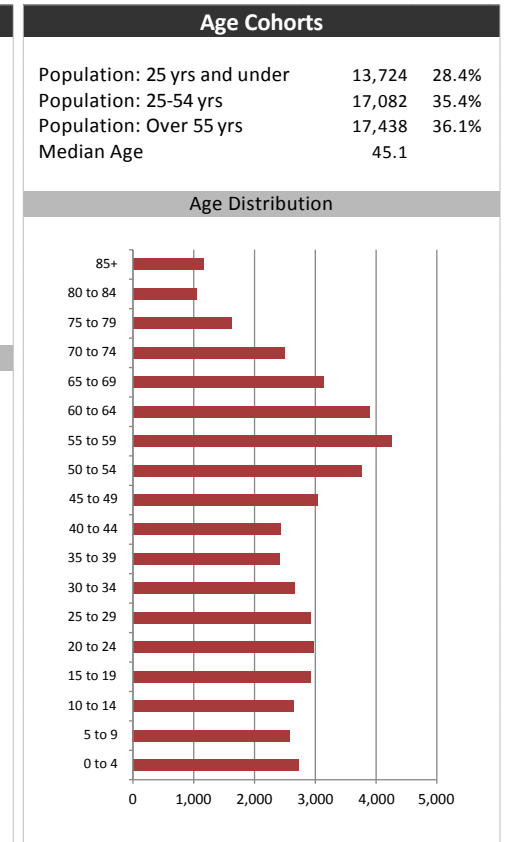
November 6, 2018

Market Information		
Average Household Spending / Yr		
Mortgage payments	\$	5,397
Cell Phone, Pager & Services	\$	1,142
Internet Access Services	\$	487
Home Renovations	\$	726
Retirement & pension fund payments	\$	1,467
Lotteries	\$	1,076
Health Insurance	\$	387
Household appliances	\$	682
Furnishings	\$	1,228
Computer hardware	\$	186
Auto/Truck Purchase	\$	7,435
Auto/Truck Rental or Lease	\$	125
Air Travel	\$	997

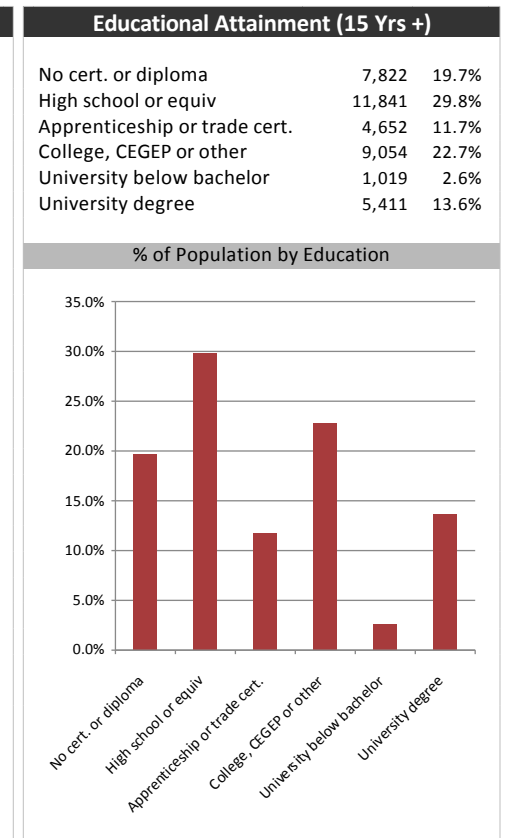
Age of Home Owners		
15 to 24 years	311	1.6%
25 to 34 years	2,232	11.8%
35 to 44 years	2,454	13.0%
45 to 54 years	3,692	19.5%
55 to 64 years	4,553	24.0%
65 to 74 years	3,393	17.9%
75 years or over	2,312	12.2%

Population & Household Summary	
Total Population	48,244
Population Growth 2013-2018	1.0%
Population Growth 2018-2023	-1.0%
Total Households	18,947
Household Growth 2013-2018	4.8%
Household Growth 2018-2023	-0.8%
% of Households with Children	42.6%
% of Households - Married w/ Kids	32.8%
% of Households - Single Parent	9.8%

% of Households by Household Size	
1 person	22.5%
2 persons	38.0%
3 persons	15.0%
4 persons	14.5%
5 or more persons	10.0%



Visible Minorities & Language	
Population by Visible Minority	
Chinese	0.3%
South Asian	0.2%
Black	0.5%
Filipino	0.2%
Latin American	0.2%
Southeast Asian	0.1%
Arab	0.0%
West Asian	0.0%
Korean	0.1%
Japanese	0.0%
Visible minority, n.i.e.	0.1%
Multiple visible minorities	0.3%
Population by Mother Tongue	
Single Responses	99.5%
English	93.1%
French	1.0%
Non-Official languages	5.4%
Multiple responses	0.5%



Haldimand County, The Sachem



Distribution Map

