

Haliburton County Echo



Summary Report

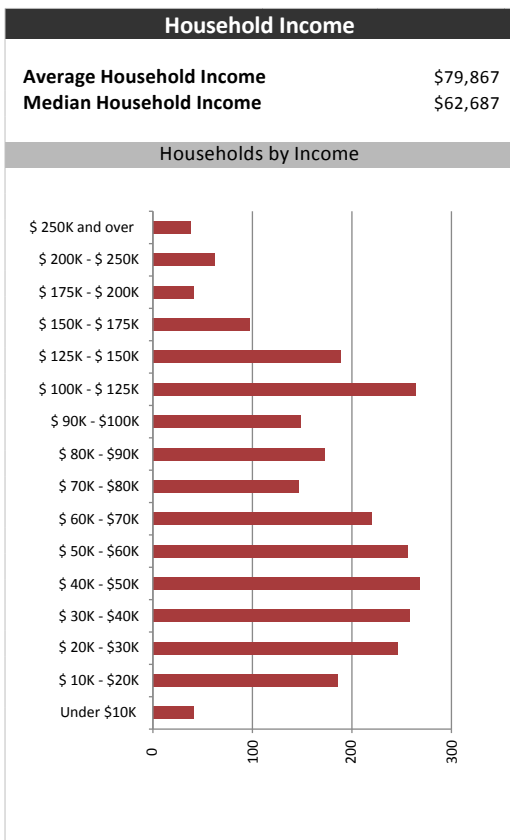
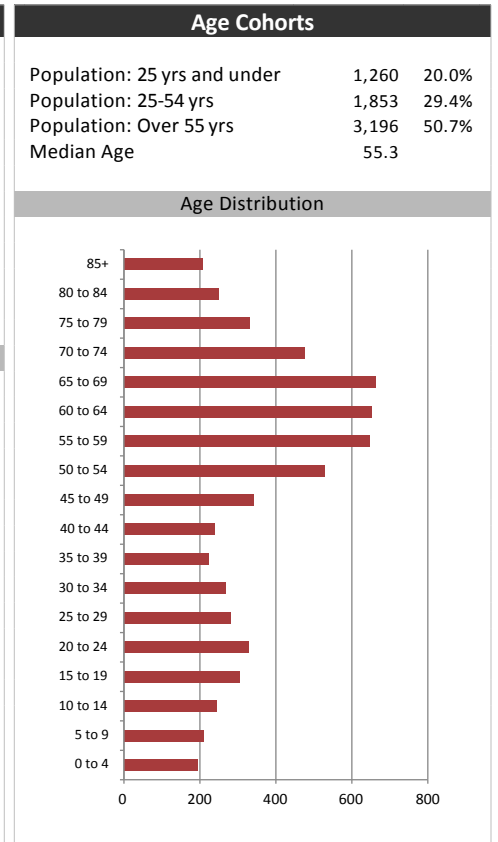
March 30, 2017

Market Information		
Average Household Spending / Yr		
Mortgage payments	\$	4,792
Cell Phone, Pager & Services	\$	564
Internet Access Services	\$	386
Home Renovations	\$	659
Retirement & pension fund payments	\$	1,131
Lotteries	\$	765
Health Insurance	\$	654
Household appliances	\$	640
Furnishings	\$	1,221
Computer hardware	\$	81
Auto/Truck Purchase	\$	2,906
Auto/Truck Rental or Lease	\$	407
Air Travel	\$	137

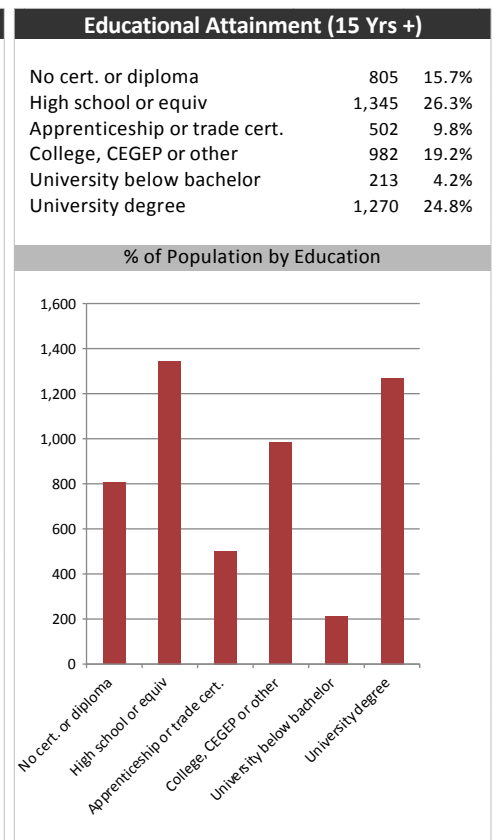
Age of Home Owners		
15 to 24 years	39	1.5%
25 to 34 years	172	6.6%
35 to 44 years	285	10.9%
45 to 54 years	368	14.1%
55 to 64 years	705	27.0%
65 to 74 years	557	21.4%
75 years or over	482	18.5%

Population & Household Summary	
Total Population	6,309
Population Growth 2011-2016	7.2%
Population Growth 2016-2021	4.1%
Total Households	2,608
Household Growth 2011-2016	9.2%
Household Growth 2016-2021	5.7%
% of Households with Children	26.5%
% of Households - Married w/ Kids	19.7%
% of Households - Single Parent	6.8%

% of Households by Household Size	
1	27.0%
2	45.0%
3	12.0%
4-5	14.0%
6+	2.0%



Visible Minorities & Language	
Population by Visible Minority	
Chinese	0.5%
South Asian	0.3%
Black	0.2%
Filipino	0.3%
Latin American	0.1%
Southeast Asian	0.0%
Arab	0.0%
West Asian	0.0%
Korean	0.1%
Japanese	0.0%
Visible minority, n.i.e.	0.0%
Multiple visible minorities	0.0%
Population by Mother Tongue	
Single Responses	99.7%
English	94.5%
French	1.0%
Non-Official languages	4.2%
Multiple responses	0.3%



Haliburton County Echo

Distribution Map

Map

