

Hamilton Mountain News



Summary Report

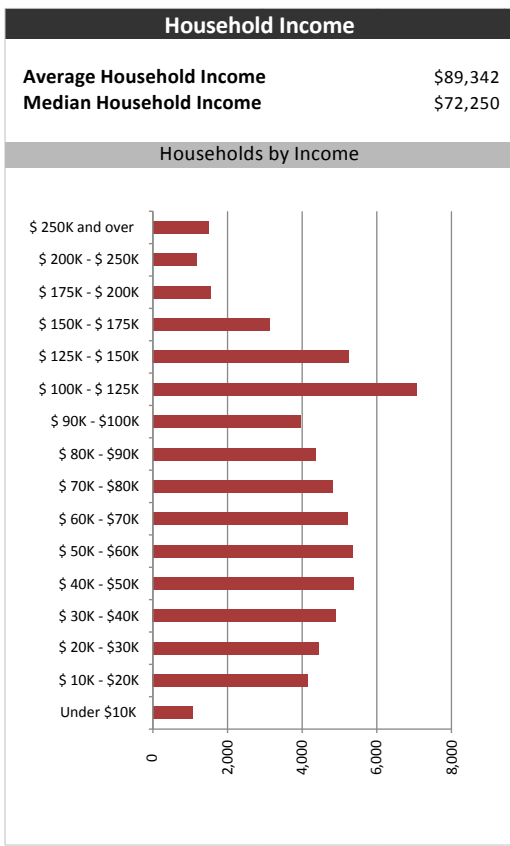
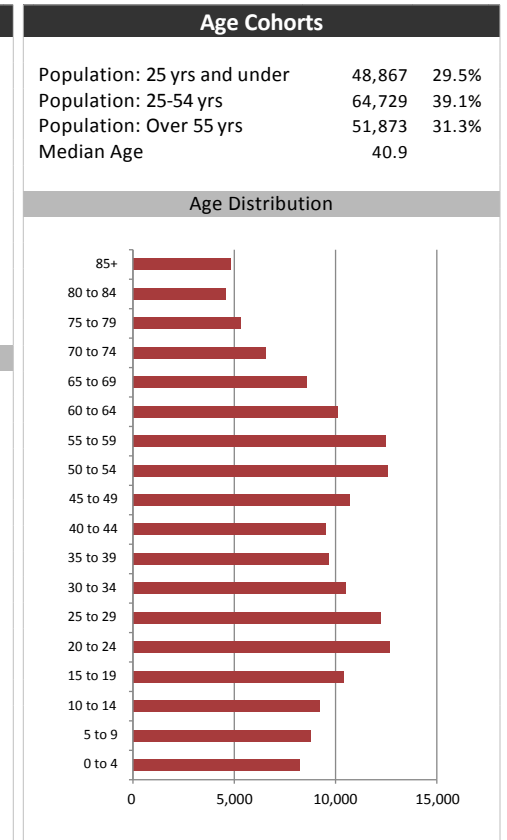
January 17, 2017

Market Information		
Average Household Spending / Yr		
Mortgage payments	\$	5,580
Cell Phone, Pager & Services	\$	922
Internet Access Services	\$	451
Home Renovations	\$	282
Retirement & pension fund payments	\$	1,682
Lotteries	\$	1,106
Health Insurance	\$	628
Household appliances	\$	610
Furnishings	\$	1,203
Computer hardware	\$	196
Auto/Truck Purchase	\$	3,868
Auto/Truck Rental or Lease	\$	457
Air Travel	\$	516

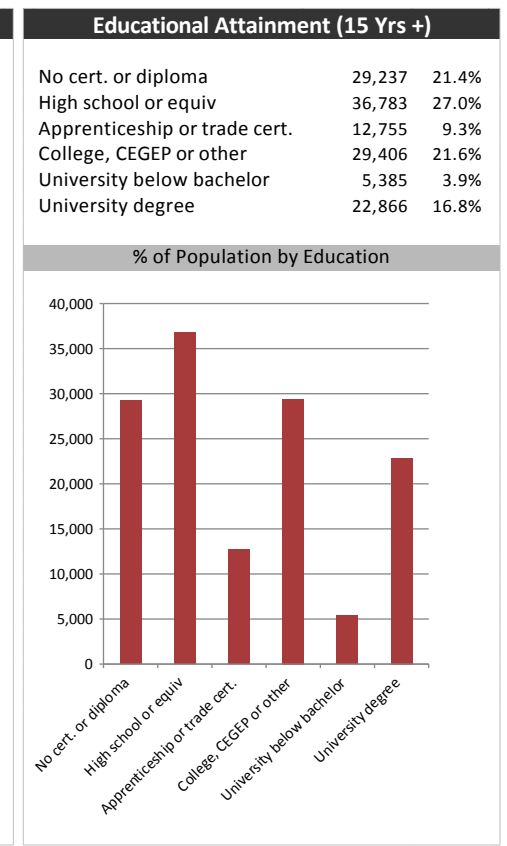
Age of Home Owners		
15 to 24 years	1,167	1.9%
25 to 34 years	7,864	12.6%
35 to 44 years	9,792	15.6%
45 to 54 years	12,911	20.6%
55 to 64 years	12,784	20.4%
65 to 74 years	8,857	14.1%
75 years or over	9,248	14.8%

Population & Household Summary	
Total Population	165,469
Population Growth 2011-2016	3.3%
Population Growth 2016-2021	3.2%
Total Households	62,625
Household Growth 2011-2016	4.3%
Household Growth 2016-2021	3.6%
% of Households with Children	46.2%
% of Households - Married w/ Kids	32.8%
% of Households - Single Parent	13.5%

% of Households by Household Size	
1	23.0%
2	32.0%
3	17.5%
4-5	23.5%
6+	3.5%



Visible Minorities & Language	
Population by Visible Minority	
Chinese	1.6%
South Asian	3.0%
Black	3.5%
Filipino	2.5%
Latin American	1.8%
Southeast Asian	0.8%
Arab	2.4%
West Asian	1.6%
Korean	0.3%
Japanese	0.2%
Visible minority, n.i.e.	0.3%
Multiple visible minorities	0.5%
Population by Mother Tongue	
Single Responses	98.0%
English	72.0%
French	1.3%
Non-Official languages	24.7%
Multiple responses	2.0%



Hamilton Mountain News



Distribution Map

