

Hamilton/Burlington Bay Observer



Summary Report

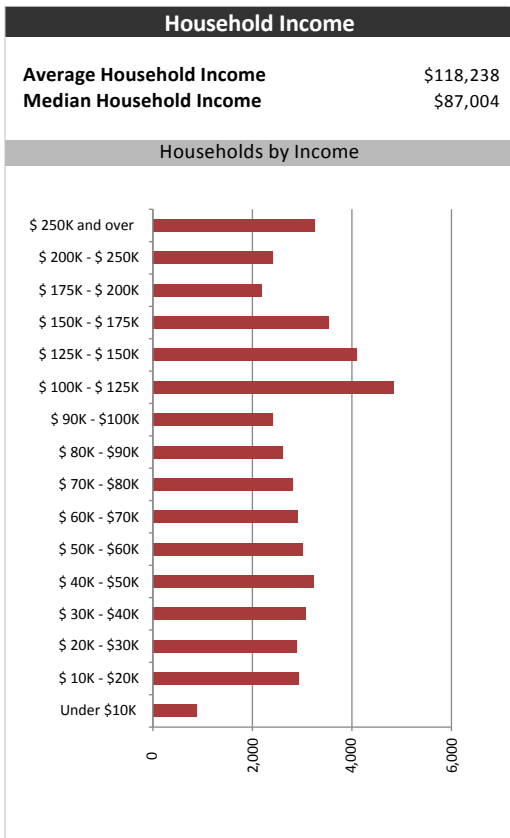
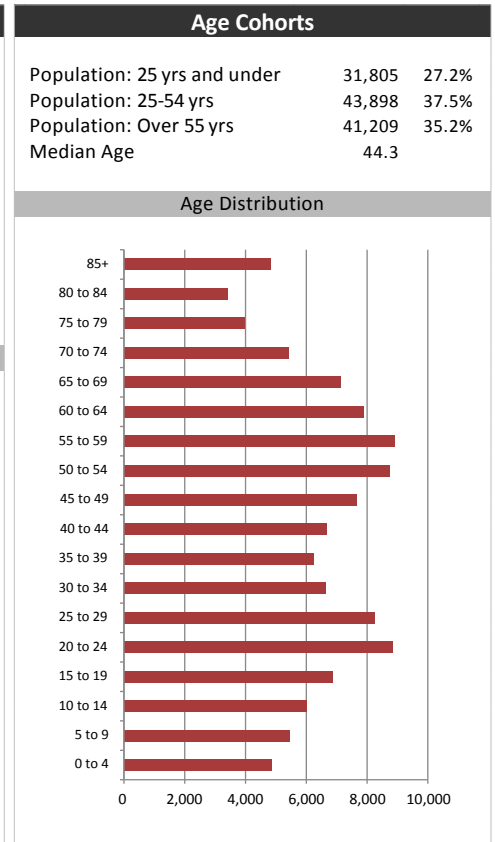
January 17, 2017

Market Information		
Average Household Spending / Yr		
Mortgage payments	\$	6,083
Cell Phone, Pager & Services	\$	1,005
Internet Access Services	\$	507
Home Renovations	\$	529
Retirement & pension fund payments	\$	2,227
Lotteries	\$	965
Health Insurance	\$	790
Household appliances	\$	753
Furnishings	\$	1,946
Computer hardware	\$	264
Auto/Truck Purchase	\$	5,315
Auto/Truck Rental or Lease	\$	774
Air Travel	\$	907

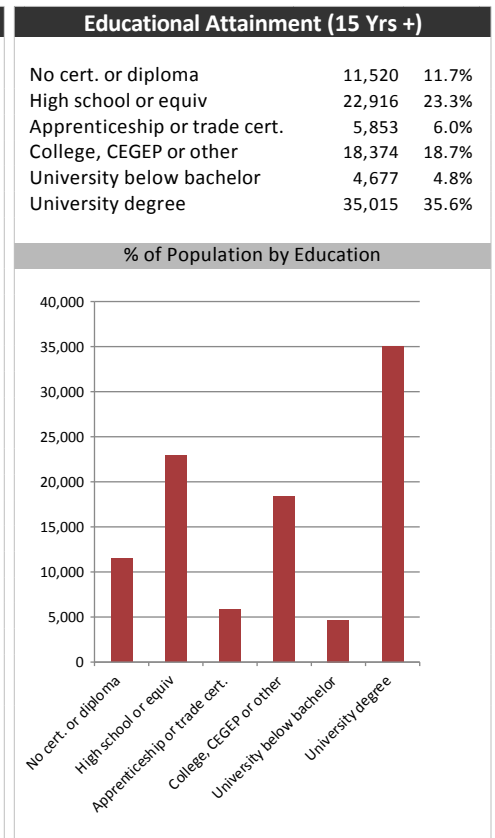
Age of Home Owners		
15 to 24 years	1,495	3.2%
25 to 34 years	5,864	12.6%
35 to 44 years	7,147	15.3%
45 to 54 years	9,467	20.3%
55 to 64 years	9,597	20.6%
65 to 74 years	7,103	15.2%
75 years or over	5,952	12.8%

Population & Household Summary	
Total Population	116,912
Population Growth 2011-2016	5.0%
Population Growth 2016-2021	5.1%
Total Households	46,625
Household Growth 2011-2016	6.0%
Household Growth 2016-2021	5.5%
% of Households with Children	38.8%
% of Households - Married w/ Kids	30.1%
% of Households - Single Parent	8.7%

% of Households by Household Size	
1	26.8%
2	34.5%
3	14.8%
4-5	21.5%
6+	2.4%



Visible Minorities & Language	
Population by Visible Minority	
Chinese	2.5%
South Asian	3.3%
Black	1.4%
Filipino	0.5%
Latin American	0.8%
Southeast Asian	0.3%
Arab	1.3%
West Asian	0.5%
Korean	0.7%
Japanese	0.2%
Visible minority, n.i.e.	0.1%
Multiple visible minorities	0.3%
Population by Mother Tongue	
Single Responses	98.6%
English	79.1%
French	1.4%
Non-Official languages	18.1%
Multiple responses	1.4%



Hamilton/Burlington Bay Observer

Map

