

# Hawkesbury Le Carillon



## Summary Report

January 9, 2018

Market Information		
Average Household Spending / Yr		
Mortgage payments	\$	4,141
Cell Phone, Pager & Services	\$	855
Internet Access Services	\$	427
Home Renovations	\$	756
Retirement & pension fund payments	\$	1,654
Lotteries	\$	1,025
Health Insurance	\$	683
Household appliances	\$	519
Furnishings	\$	1,183
Computer hardware	\$	127
Auto/Truck Purchase	\$	6,441
Auto/Truck Rental or Lease	\$	53
Air Travel	\$	402

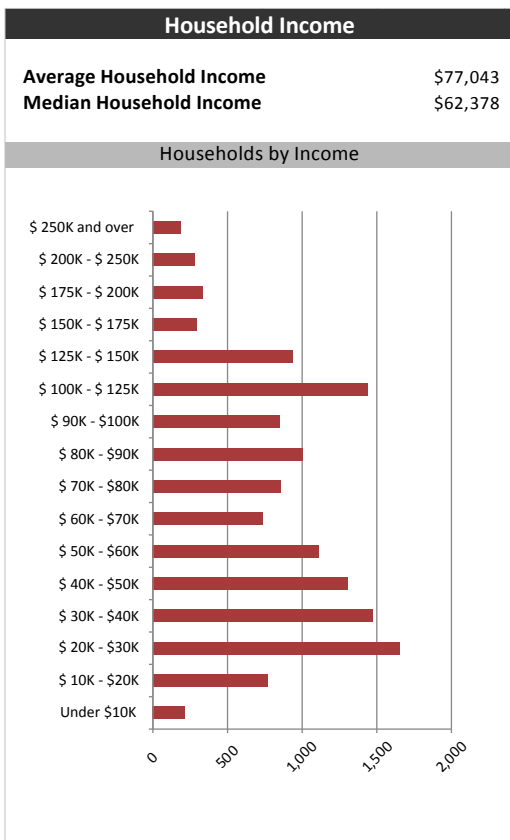
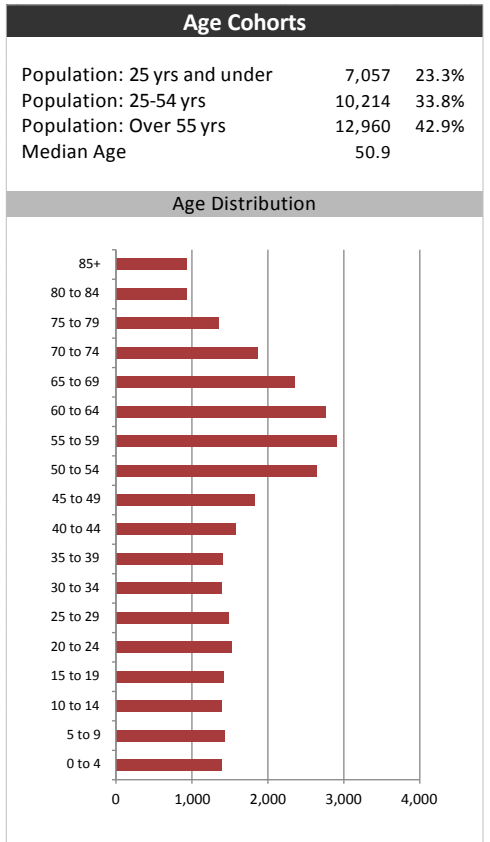
  

Age of Home Owners		
15 to 24 years	311	2.3%
25 to 34 years	1,425	10.7%
35 to 44 years	1,570	11.8%
45 to 54 years	2,331	17.6%
55 to 64 years	3,282	24.7%
65 to 74 years	2,645	19.9%
75 years or over	1,719	12.9%

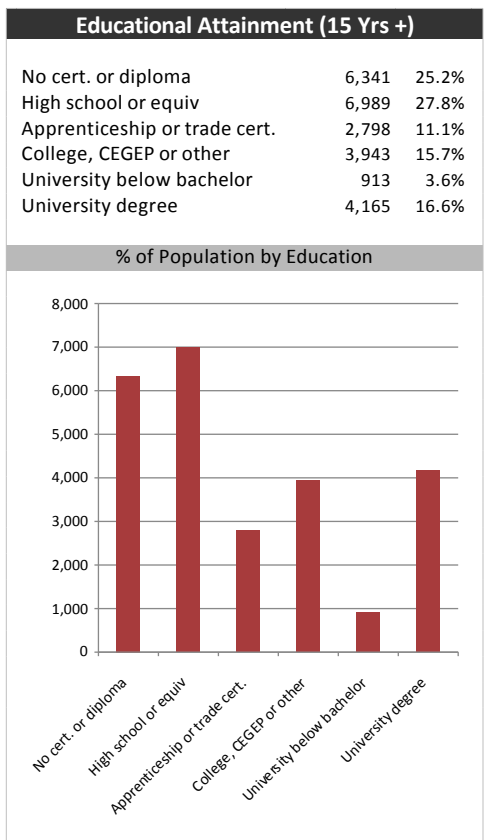
Population & Household Summary	
Total Population	30,231
Population Growth 2012-2017	0.0%
Population Growth 2017-2022	2.1%
Total Households	13,284
Household Growth 2012-2017	1.6%
Household Growth 2017-2022	2.2%
% of Households with Children	33.4%
% of Households - Married w/ Kids	22.9%
% of Households - Single Parent	10.5%

% of Households by Household Size	
1	28.5%
2	40.5%
3	14.5%
4-5	15.0%
6+	1.5%



Visible Minorities & Language	
<b>Population by Visible Minority</b>	
Chinese	0.2%
South Asian	0.6%
Black	0.3%
Filipino	0.1%
Latin American	0.2%
Southeast Asian	0.2%
Arab	0.1%
West Asian	0.0%
Korean	0.0%
Japanese	0.0%
Visible minority, n.i.e.	0.1%
Multiple visible minorities	0.0%
<b>Population by Mother Tongue</b>	
Single Responses	98.3%
English	23.5%
French	71.8%
Non-Official languages	3.0%
Multiple responses	1.7%



# Hawkesbury Le Carillon

## Distribution Map

### Map

