

Hornepayne Wicksteed Weekly



Summary Report

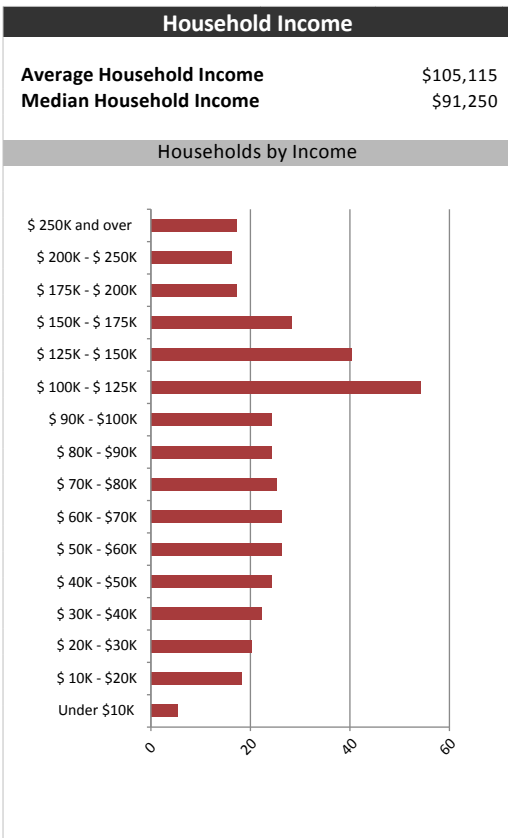
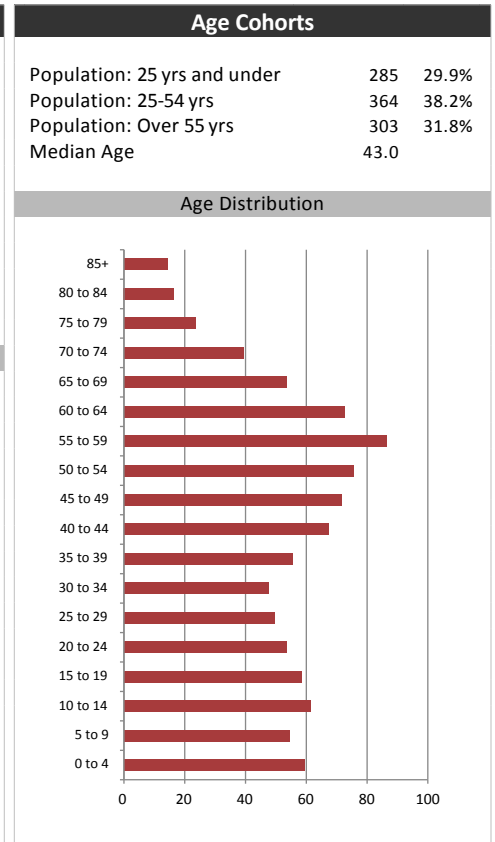
April 23, 2018

Market Information		
Average Household Spending / Yr		
Mortgage payments	\$	5,350
Cell Phone, Pager & Services	\$	1,044
Internet Access Services	\$	493
Home Renovations	\$	975
Retirement & pension fund payments	\$	2,374
Lotteries	\$	1,447
Health Insurance	\$	392
Household appliances	\$	974
Furnishings	\$	1,283
Computer hardware	\$	189
Auto/Truck Purchase	\$	7,185
Auto/Truck Rental or Lease	\$	68
Air Travel	\$	421

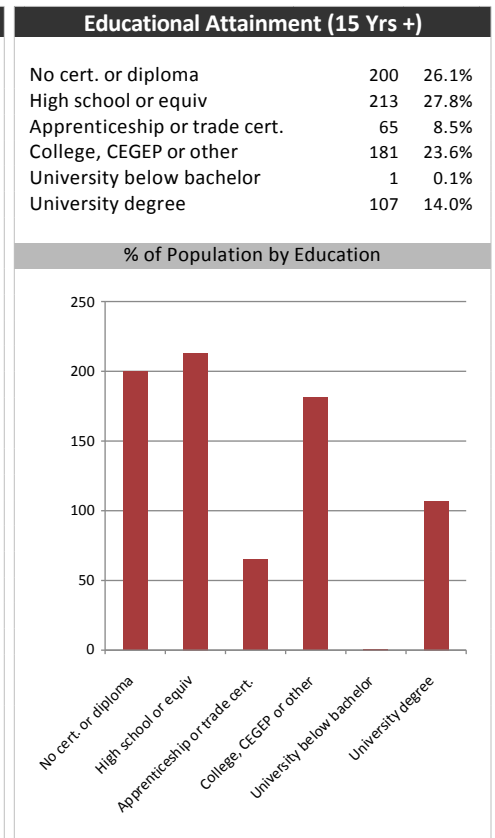
Age of Home Owners		
15 to 24 years	2	0.5%
25 to 34 years	66	17.1%
35 to 44 years	66	17.1%
45 to 54 years	76	19.7%
55 to 64 years	84	21.8%
65 to 74 years	68	17.6%
75 years or over	24	6.2%

Population & Household Summary	
Total Population	952
Population Growth 2012-2017	-9.8%
Population Growth 2017-2022	-3.5%
Total Households	386
Household Growth 2012-2017	-9.4%
Household Growth 2017-2022	-3.6%
% of Households with Children	46.1%
% of Households - Married w/ Kids	32.6%
% of Households - Single Parent	13.5%

% of Households by Household Size	
1	27.5%
2	33.0%
3	16.5%
4-5	20.5%
6+	2.5%



Visible Minorities & Language	
Population by Visible Minority	
Chinese	0.0%
South Asian	2.3%
Black	3.8%
Filipino	0.0%
Latin American	0.0%
Southeast Asian	0.0%
Arab	0.0%
West Asian	0.0%
Korean	0.0%
Japanese	0.7%
Visible minority, n.i.e.	0.1%
Multiple visible minorities	0.9%
Population by Mother Tongue	
Single Responses	98.9%
English	79.1%
French	14.5%
Non-Official languages	5.4%
Multiple responses	1.1%



Hornepayne Wicksteed Weekly

adoreach

Distribution Map

Map

