

# Ignace Driftwood



## Summary Report

January 17, 2017

Market Information		
Average Household Spending / Yr		
Mortgage payments	\$	3,473
Cell Phone, Pager & Services	\$	713
Internet Access Services	\$	456
Home Renovations	\$	812
Retirement & pension fund payments	\$	1,330
Lotteries	\$	630
Health Insurance	\$	1,038
Household appliances	\$	404
Furnishings	\$	706
Computer hardware	\$	87
Auto/Truck Purchase	\$	5,125
Auto/Truck Rental or Lease	\$	246
Air Travel	\$	298

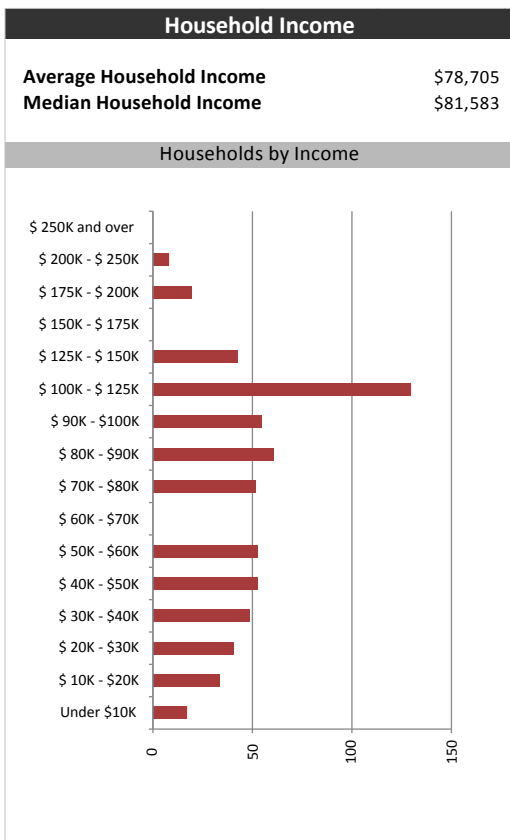
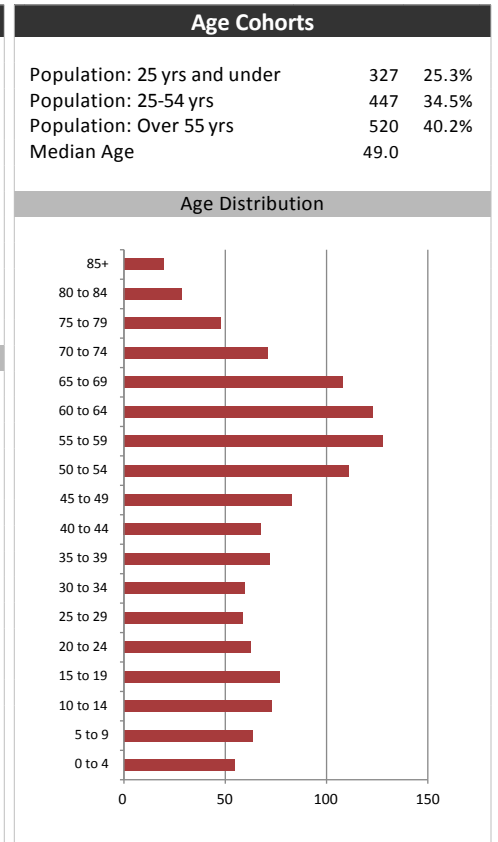
  

Age of Home Owners		
15 to 24 years	6	1.0%
25 to 34 years	87	14.4%
35 to 44 years	75	12.4%
45 to 54 years	89	14.8%
55 to 64 years	107	17.7%
65 to 74 years	158	26.2%
75 years or over	81	13.4%

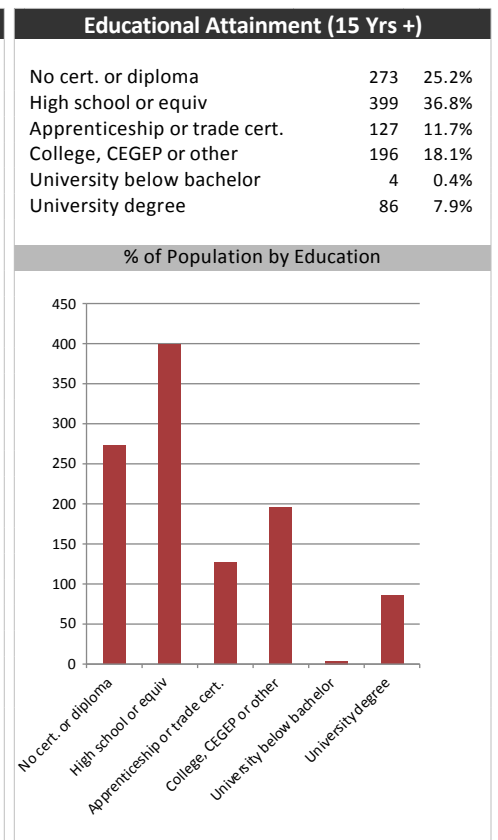
Population & Household Summary	
Total Population	1,294
Population Growth 2011-2016	-3.7%
Population Growth 2016-2021	0.3%
Total Households	603
Household Growth 2011-2016	3.4%
Household Growth 2016-2021	3.0%
% of Households with Children	27.5%
% of Households - Married w/ Kids	19.4%
% of Households - Single Parent	8.1%

% of Households by Household Size	
1	25.0%
2	44.0%
3	15.0%
4-5	14.0%
6+	2.0%



Visible Minorities & Language	
<b>Population by Visible Minority</b>	
Chinese	0.0%
South Asian	0.0%
Black	0.0%
Filipino	0.0%
Latin American	0.0%
Southeast Asian	0.0%
Arab	0.0%
West Asian	0.0%
Korean	0.0%
Japanese	0.0%
Visible minority, n.i.e.	0.0%
Multiple visible minorities	0.0%
<b>Population by Mother Tongue</b>	
Single Responses	98.5%
English	86.3%
French	7.6%
Non-Official languages	4.6%
Multiple responses	1.5%



# Ignace Driftwood

## Distribution Map

Map

