

Kanata Courier-Standard



Summary Report

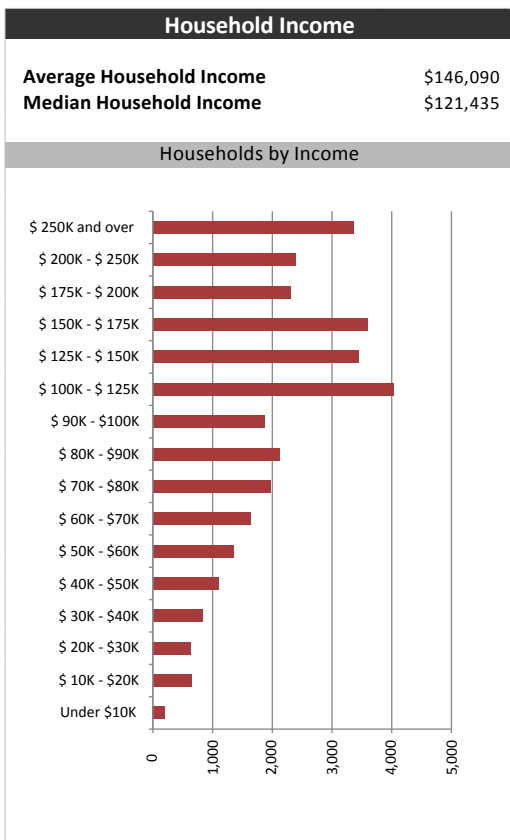
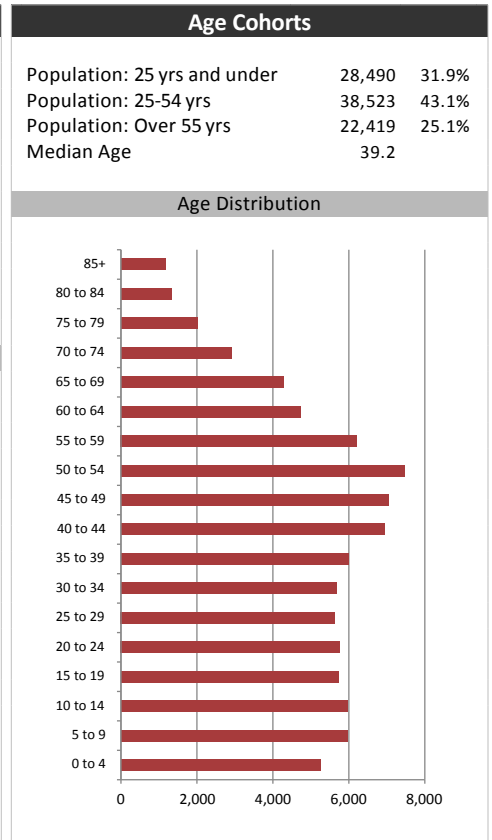
January 17, 2017

Market Information		
Average Household Spending / Yr		
Mortgage payments	\$	12,313
Cell Phone, Pager & Services	\$	1,341
Internet Access Services	\$	605
Home Renovations	\$	541
Retirement & pension fund payments	\$	3,681
Lotteries	\$	826
Health Insurance	\$	1,909
Household appliances	\$	991
Furnishings	\$	2,314
Computer hardware	\$	345
Auto/Truck Purchase	\$	8,389
Auto/Truck Rental or Lease	\$	958
Air Travel	\$	1,447

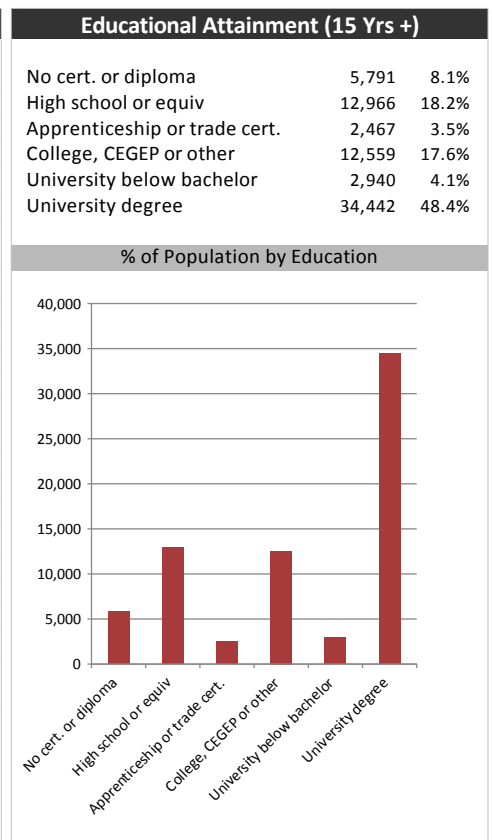
Age of Home Owners		
15 to 24 years	441	1.4%
25 to 34 years	4,274	13.7%
35 to 44 years	6,981	22.4%
45 to 54 years	7,758	24.9%
55 to 64 years	5,950	19.1%
65 to 74 years	3,634	11.7%
75 years or over	2,085	6.7%

Population & Household Summary	
Total Population	89,432
Population Growth 2011-2016	6.6%
Population Growth 2016-2021	5.8%
Total Households	31,123
Household Growth 2011-2016	7.6%
Household Growth 2016-2021	6.0%
% of Households with Children	53.4%
% of Households - Married w/ Kids	44.0%
% of Households - Single Parent	9.4%

% of Households by Household Size	
1	15.5%
2	30.5%
3	20.0%
4-5	30.5%
6+	3.5%



Visible Minorities & Language	
Population by Visible Minority	
Chinese	8.4%
South Asian	5.6%
Black	3.2%
Filipino	1.1%
Latin American	1.0%
Southeast Asian	2.7%
Arab	2.9%
West Asian	1.0%
Korean	0.4%
Japanese	0.3%
Visible minority, n.i.e.	0.4%
Multiple visible minorities	0.8%
Population by Mother Tongue	
Single Responses	97.4%
English	66.2%
French	6.5%
Non-Official languages	24.7%
Multiple responses	2.6%



Kanata Courier-Standard



Distribution Map

Map

