

Kapuskasing Northern Times



Summary Report

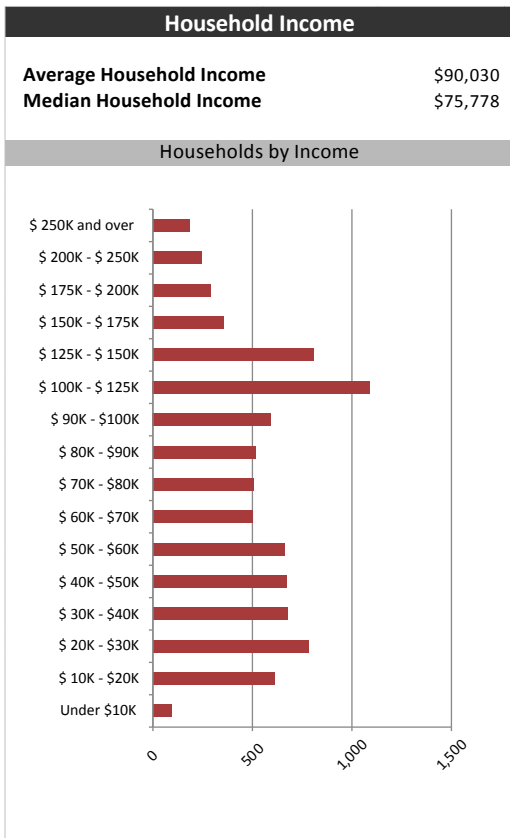
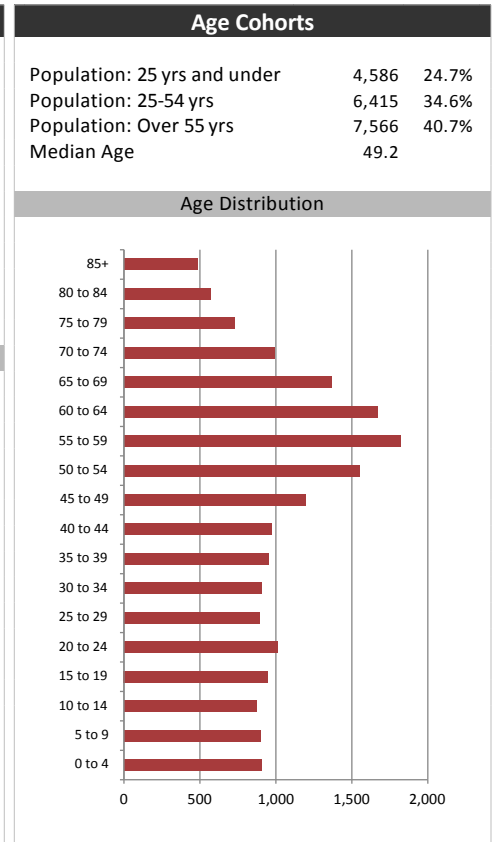
January 9, 2018

| Market Information | | |
|------------------------------------|----|-------|
| Average Household Spending / Yr | | |
| Mortgage payments | \$ | 3,397 |
| Cell Phone, Pager & Services | \$ | 830 |
| Internet Access Services | \$ | 422 |
| Home Renovations | \$ | 1,014 |
| Retirement & pension fund payments | \$ | 1,570 |
| Lotteries | \$ | 1,415 |
| Health Insurance | \$ | 333 |
| Household appliances | \$ | 617 |
| Furnishings | \$ | 1,029 |
| Computer hardware | \$ | 146 |
| Auto/Truck Purchase | \$ | 6,067 |
| Auto/Truck Rental or Lease | \$ | 54 |
| Air Travel | \$ | 285 |

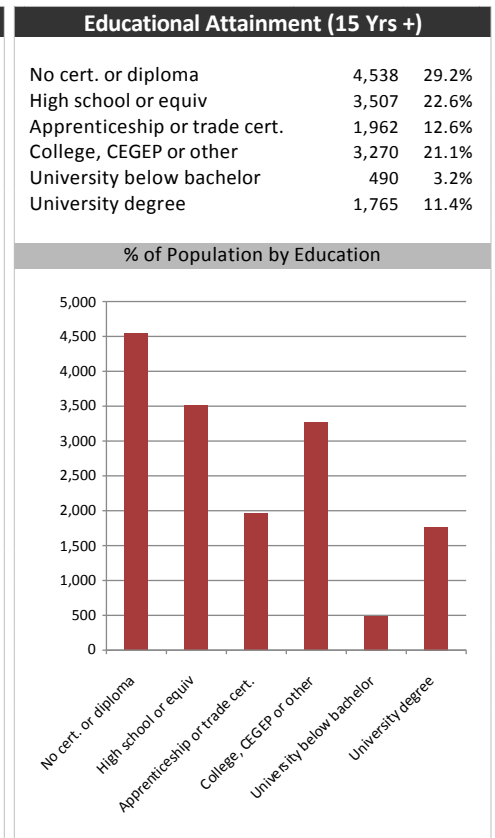
| Age of Home Owners | | |
|--------------------|-------|-------|
| 15 to 24 years | 237 | 2.8% |
| 25 to 34 years | 1,046 | 12.3% |
| 35 to 44 years | 1,036 | 12.2% |
| 45 to 54 years | 1,415 | 16.7% |
| 55 to 64 years | 2,072 | 24.4% |
| 65 to 74 years | 1,607 | 19.0% |
| 75 years or over | 1,062 | 12.5% |

| Population & Household Summary | |
|-----------------------------------|--------|
| Total Population | 18,567 |
| Population Growth 2012-2017 | -4.4% |
| Population Growth 2017-2022 | -0.7% |
| Total Households | 8,476 |
| Household Growth 2012-2017 | -2.3% |
| Household Growth 2017-2022 | -0.4% |
| % of Households with Children | 31.7% |
| % of Households - Married w/ Kids | 23.7% |
| % of Households - Single Parent | 7.9% |

| % of Households by Household Size | |
|-----------------------------------|-------|
| 1 | 30.8% |
| 2 | 39.2% |
| 3 | 13.5% |
| 4-5 | 15.5% |
| 6+ | 1.0% |



| Visible Minorities & Language | |
|---------------------------------------|-------|
| Population by Visible Minority | |
| Chinese | 0.3% |
| South Asian | 0.1% |
| Black | 0.2% |
| Filipino | 0.0% |
| Latin American | 0.1% |
| Southeast Asian | 0.2% |
| Arab | 0.0% |
| West Asian | 0.0% |
| Korean | 0.0% |
| Japanese | 0.0% |
| Visible minority, n.i.e. | 0.0% |
| Multiple visible minorities | 0.1% |
| Population by Mother Tongue | |
| Single Responses | 98.1% |
| English | 20.2% |
| French | 76.2% |
| Non-Official languages | 1.6% |
| Multiple responses | 1.9% |



Kapuskasing Northern Times

Distribution Map

Map

