

Kenora, Lake of the Woods Enterprise



Summary Report

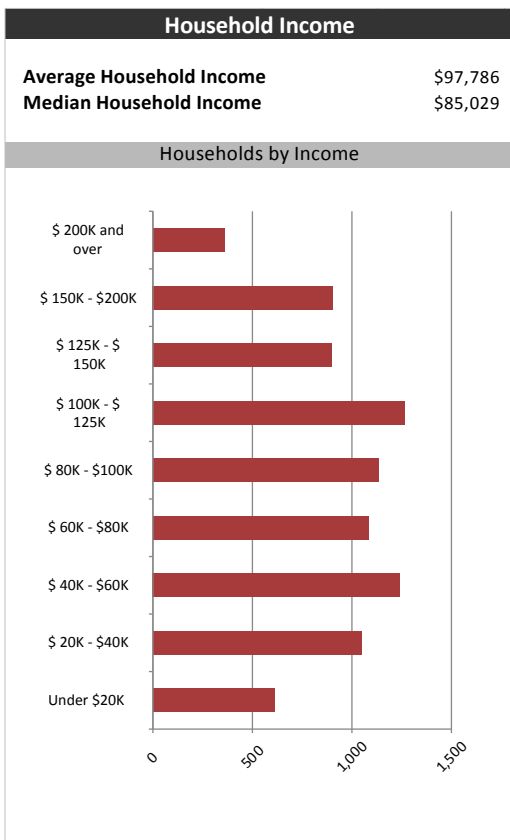
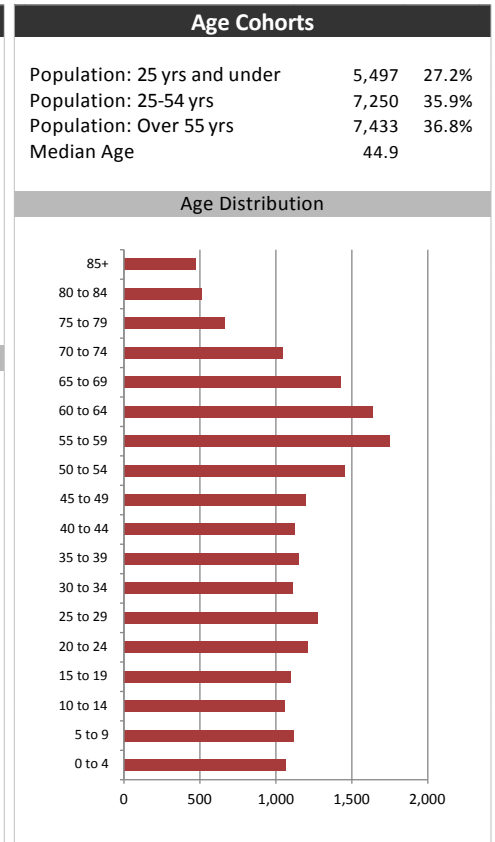
November 6, 2018

Market Information		
Average Household Spending / Yr		
Mortgage payments	\$	4,417
Cell Phone, Pager & Services	\$	1,177
Internet Access Services	\$	519
Home Renovations	\$	2,197
Retirement & pension fund payments	\$	1,830
Lotteries	\$	886
Health Insurance	\$	595
Household appliances	\$	431
Furnishings	\$	1,119
Computer hardware	\$	142
Auto/Truck Purchase	\$	7,975
Auto/Truck Rental or Lease	\$	112
Air Travel	\$	919

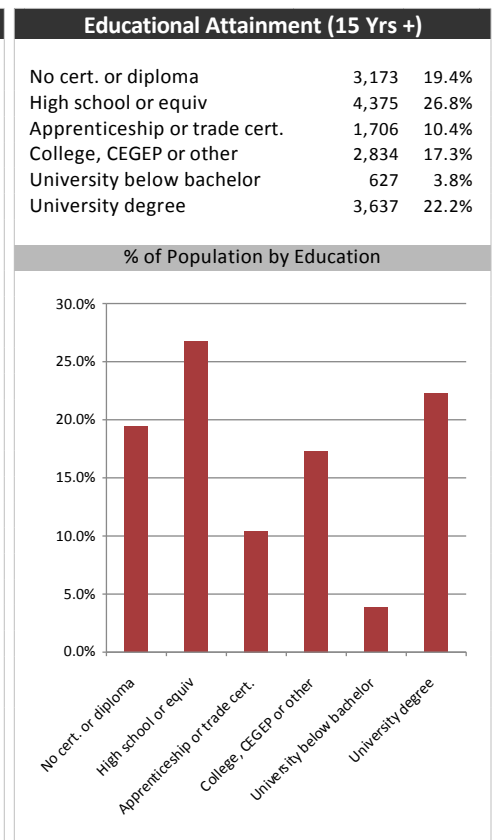
Age of Home Owners		
15 to 24 years	212	2.5%
25 to 34 years	1,043	12.3%
35 to 44 years	1,243	14.7%
45 to 54 years	1,545	18.2%
55 to 64 years	1,979	23.3%
65 to 74 years	1,423	16.8%
75 years or over	1,033	12.2%

Population & Household Summary	
Total Population	20,180
Population Growth 2013-2018	1.5%
Population Growth 2018-2023	3.9%
Total Households	8,479
Household Growth 2013-2018	2.5%
Household Growth 2018-2023	4.4%
% of Households with Children	35.7%
% of Households - Married w/ Kids	24.4%
% of Households - Single Parent	11.3%

% of Households by Household Size	
1 person	30.0%
2 persons	38.0%
3 persons	13.0%
4 persons	12.0%
5 or more persons	6.0%



Visible Minorities & Language	
Population by Visible Minority	
Chinese	0.3%
South Asian	0.3%
Black	0.0%
Filipino	0.7%
Latin American	0.1%
Southeast Asian	0.1%
Arab	0.0%
West Asian	0.0%
Korean	0.0%
Japanese	0.3%
Visible minority, n.i.e.	0.0%
Multiple visible minorities	0.0%
Population by Mother Tongue	
Single Responses	99.2%
English	93.0%
French	2.5%
Non-Official languages	3.7%
Multiple responses	0.8%



Kenora, Lake of the Woods Enterprise



Distribution Map

Map

