

Kincardine News



Summary Report

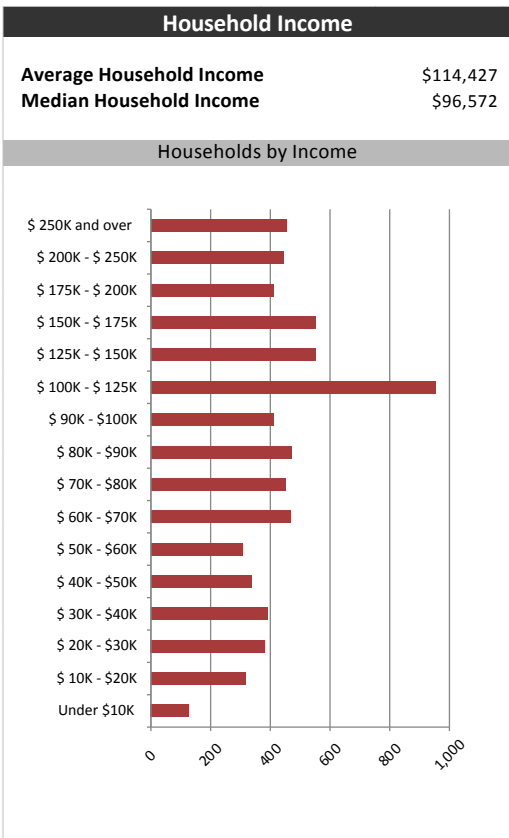
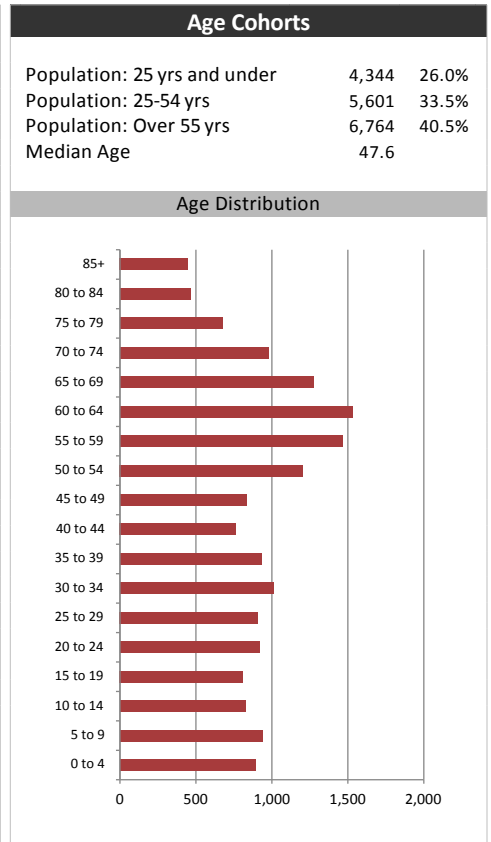
January 9, 2018

| Market Information | | |
|------------------------------------|----|-------|
| Average Household Spending / Yr | | |
| Mortgage payments | \$ | 6,278 |
| Cell Phone, Pager & Services | \$ | 1,031 |
| Internet Access Services | \$ | 470 |
| Home Renovations | \$ | 1,003 |
| Retirement & pension fund payments | \$ | 2,404 |
| Lotteries | \$ | 661 |
| Health Insurance | \$ | 683 |
| Household appliances | \$ | 601 |
| Furnishings | \$ | 1,668 |
| Computer hardware | \$ | 204 |
| Auto/Truck Purchase | \$ | 9,977 |
| Auto/Truck Rental or Lease | \$ | 151 |
| Air Travel | \$ | 505 |

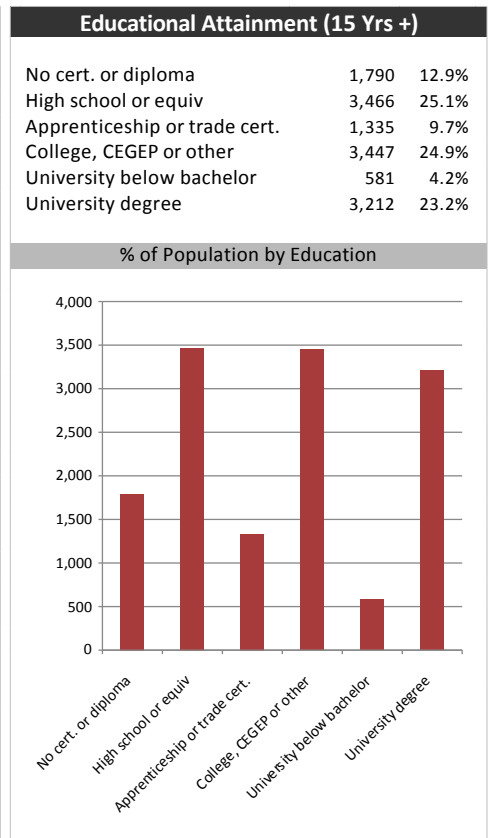
| Age of Home Owners | | |
|--------------------|-------|-------|
| 15 to 24 years | 117 | 1.7% |
| 25 to 34 years | 1,021 | 14.7% |
| 35 to 44 years | 851 | 12.2% |
| 45 to 54 years | 1,051 | 15.1% |
| 55 to 64 years | 1,690 | 24.3% |
| 65 to 74 years | 1,343 | 19.3% |
| 75 years or over | 874 | 12.6% |

| Population & Household Summary | |
|-----------------------------------|--------|
| Total Population | 16,709 |
| Population Growth 2012-2017 | 1.6% |
| Population Growth 2017-2022 | 2.1% |
| Total Households | 6,948 |
| Household Growth 2012-2017 | 1.8% |
| Household Growth 2017-2022 | 1.8% |
| % of Households with Children | 35.6% |
| % of Households - Married w/ Kids | 29.1% |
| % of Households - Single Parent | 6.5% |

| % of Households by Household Size | |
|-----------------------------------|-------|
| 1 | 25.5% |
| 2 | 40.5% |
| 3 | 13.5% |
| 4-5 | 17.5% |
| 6+ | 2.5% |



| Visible Minorities & Language | |
|---------------------------------------|-------|
| Population by Visible Minority | |
| Chinese | 0.2% |
| South Asian | 1.2% |
| Black | 0.2% |
| Filipino | 0.4% |
| Latin American | 0.1% |
| Southeast Asian | 0.1% |
| Arab | 0.1% |
| West Asian | 0.1% |
| Korean | 0.1% |
| Japanese | 0.2% |
| Visible minority, n.i.e. | 0.0% |
| Multiple visible minorities | 0.0% |
| Population by Mother Tongue | |
| Single Responses | 99.3% |
| English | 89.0% |
| French | 1.6% |
| Non-Official languages | 8.6% |
| Multiple responses | 0.7% |



Kincardine News

Distribution Map

