

King Weekly Sentinel



Summary Report

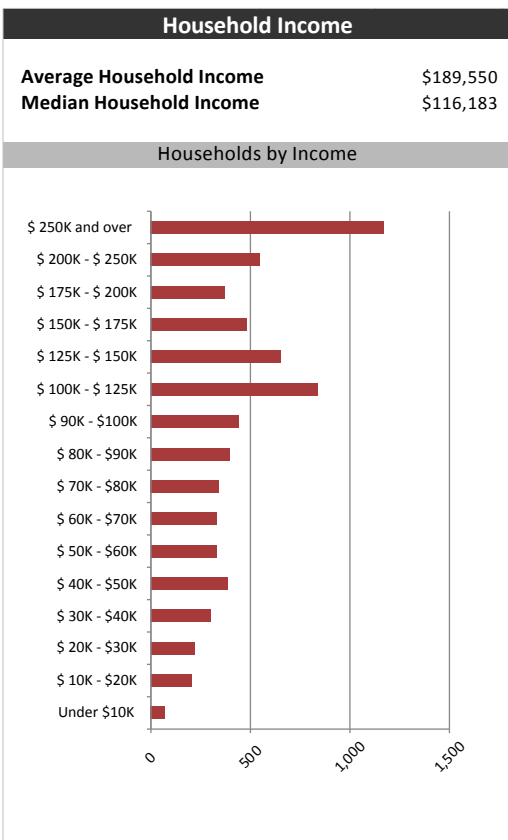
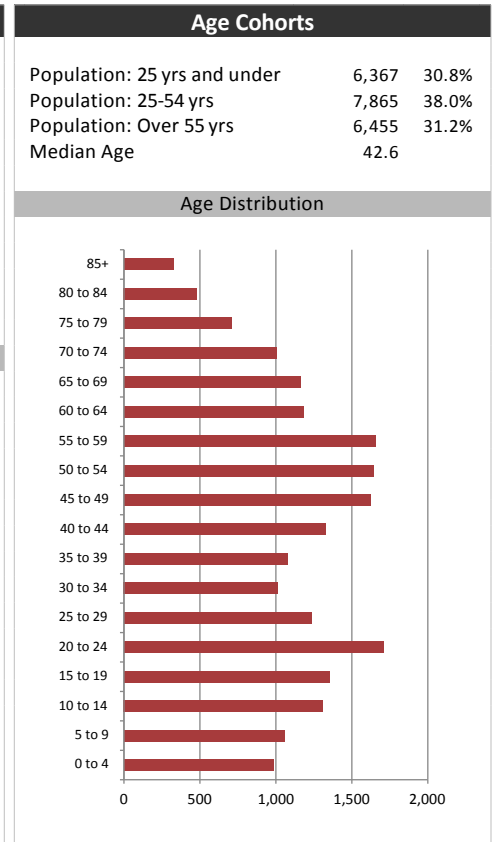
January 9, 2018

Market Information		
Average Household Spending / Yr		
Mortgage payments	\$	11,315
Cell Phone, Pager & Services	\$	1,831
Internet Access Services	\$	686
Home Renovations	\$	3,642
Retirement & pension fund payments	\$	2,255
Lotteries	\$	1,188
Health Insurance	\$	854
Household appliances	\$	979
Furnishings	\$	2,990
Computer hardware	\$	507
Auto/Truck Purchase	\$	11,654
Auto/Truck Rental or Lease	\$	370
Air Travel	\$	2,288

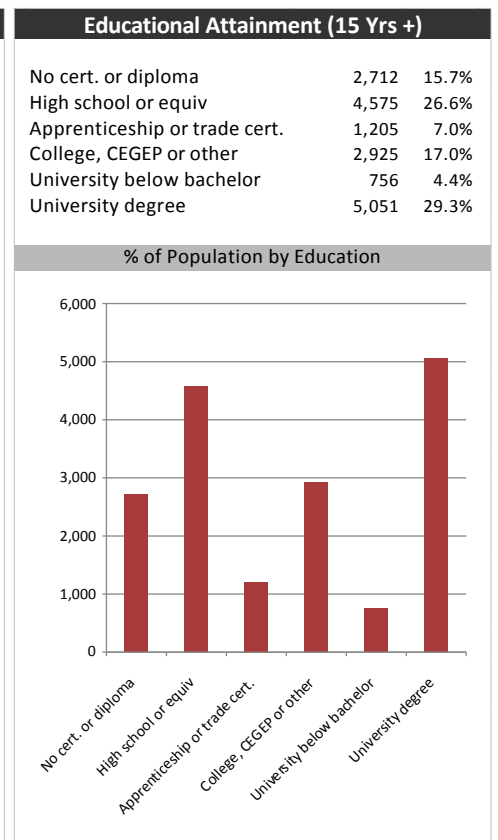
Age of Home Owners		
15 to 24 years	65	0.9%
25 to 34 years	505	7.3%
35 to 44 years	1,182	17.0%
45 to 54 years	1,649	23.7%
55 to 64 years	1,656	23.8%
65 to 74 years	1,067	15.3%
75 years or over	830	11.9%

Population & Household Summary	
Total Population	20,687
Population Growth 2012-2017	8.5%
Population Growth 2017-2022	7.8%
Total Households	6,954
Household Growth 2012-2017	9.4%
Household Growth 2017-2022	8.2%
% of Households with Children	53.1%
% of Households - Married w/ Kids	45.1%
% of Households - Single Parent	8.0%

% of Households by Household Size	
1	14.0%
2	32.0%
3	17.0%
4-5	32.0%
6+	5.0%



Visible Minorities & Language	
Population by Visible Minority	
Chinese	0.9%
South Asian	0.8%
Black	0.2%
Filipino	0.5%
Latin American	1.1%
Southeast Asian	0.3%
Arab	0.2%
West Asian	0.4%
Korean	0.2%
Japanese	0.3%
Visible minority, n.i.e.	0.3%
Multiple visible minorities	0.2%
Population by Mother Tongue	
Single Responses	98.2%
English	73.6%
French	0.9%
Non-Official languages	23.7%
Multiple responses	1.8%



King Weekly Sentinel



Distribution Map

Map

