

# Kingston Heritage



## Summary Report

January 17, 2017

Market Information		
Average Household Spending / Yr		
Mortgage payments	\$	4,996
Cell Phone, Pager & Services	\$	814
Internet Access Services	\$	485
Home Renovations	\$	296
Retirement & pension fund payments	\$	2,427
Lotteries	\$	844
Health Insurance	\$	1,199
Household appliances	\$	708
Furnishings	\$	1,630
Computer hardware	\$	237
Auto/Truck Purchase	\$	4,334
Auto/Truck Rental or Lease	\$	526
Air Travel	\$	337

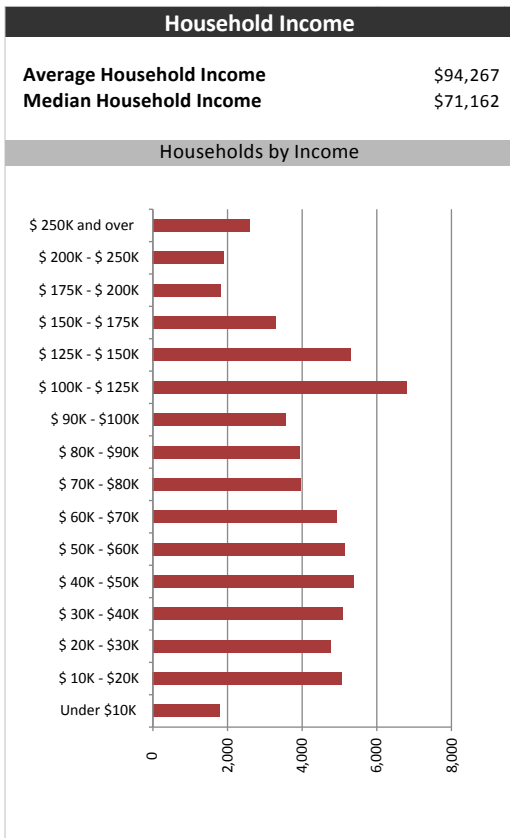
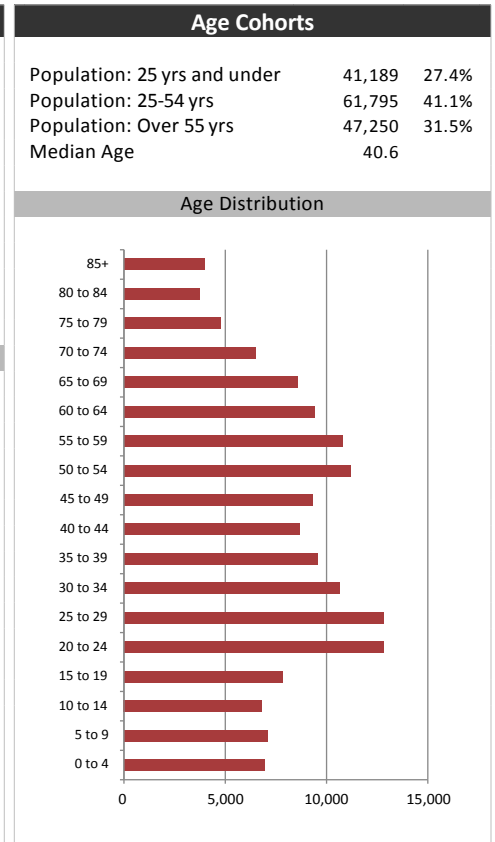
  

Age of Home Owners		
15 to 24 years	3,619	5.6%
25 to 34 years	11,277	17.4%
35 to 44 years	9,565	14.8%
45 to 54 years	11,707	18.1%
55 to 64 years	11,653	18.0%
65 to 74 years	9,530	14.7%
75 years or over	7,353	11.4%

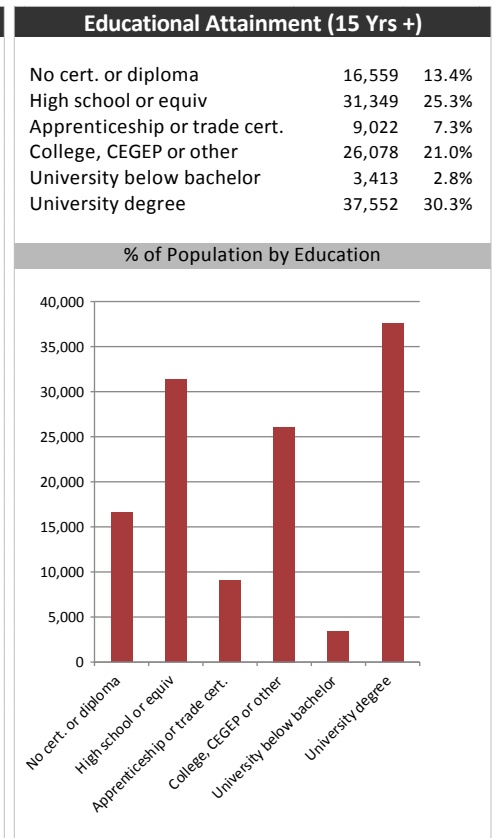
Population & Household Summary	
Total Population	150,234
Population Growth 2011-2016	3.8%
Population Growth 2016-2021	2.8%
Total Households	64,704
Household Growth 2011-2016	6.3%
Household Growth 2016-2021	4.0%
% of Households with Children	34.7%
% of Households - Married w/ Kids	24.6%
% of Households - Single Parent	10.2%

% of Households by Household Size	
1	30.0%
2	36.7%
3	15.0%
4-5	16.7%
6+	1.6%



Visible Minorities & Language	
<b>Population by Visible Minority</b>	
Chinese	1.5%
South Asian	1.5%
Black	0.9%
Filipino	0.5%
Latin American	0.6%
Southeast Asian	0.3%
Arab	0.6%
West Asian	0.3%
Korean	0.4%
Japanese	0.1%
Visible minority, n.i.e.	0.1%
Multiple visible minorities	0.1%
<b>Population by Mother Tongue</b>	
Single Responses	98.9%
English	86.2%
French	4.0%
Non-Official languages	8.7%
Multiple responses	1.1%



# Kingston Heritage

## Map

