

Kingston/Frontenac This Week



Summary Report

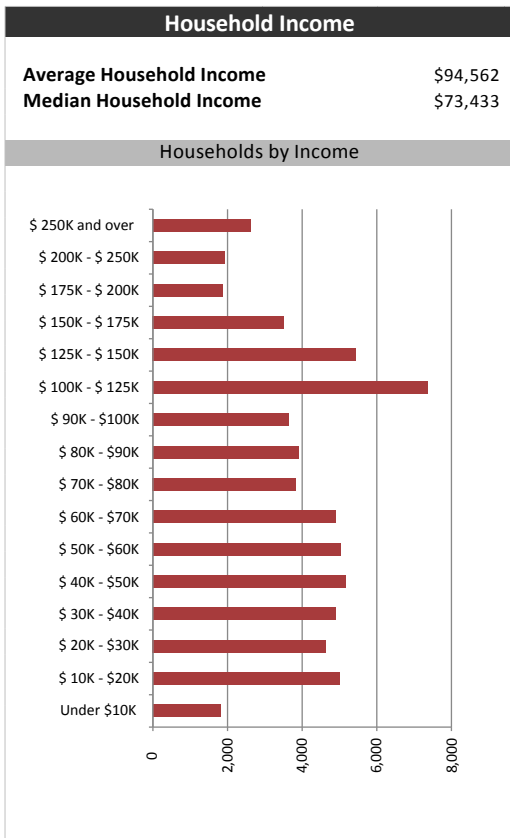
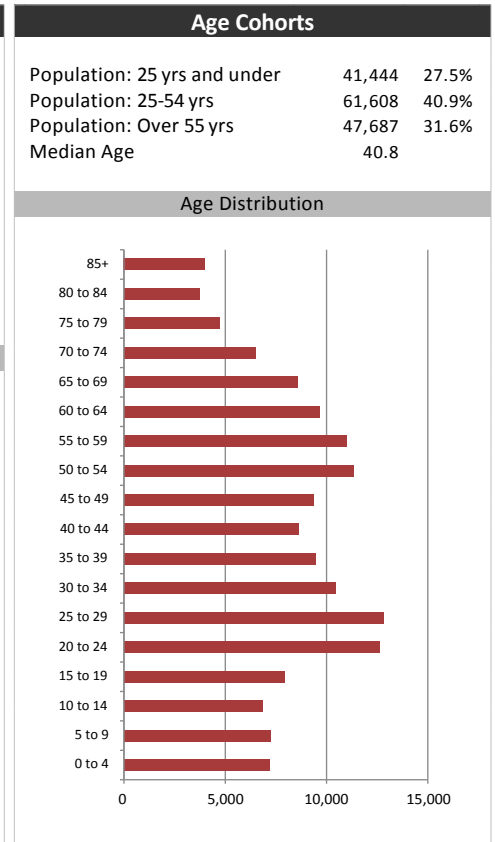
January 17, 2017

Market Information		
Average Household Spending / Yr		
Mortgage payments	\$	5,129
Cell Phone, Pager & Services	\$	818
Internet Access Services	\$	487
Home Renovations	\$	304
Retirement & pension fund payments	\$	2,455
Lotteries	\$	850
Health Insurance	\$	1,212
Household appliances	\$	726
Furnishings	\$	1,621
Computer hardware	\$	238
Auto/Truck Purchase	\$	4,400
Auto/Truck Rental or Lease	\$	518
Air Travel	\$	339

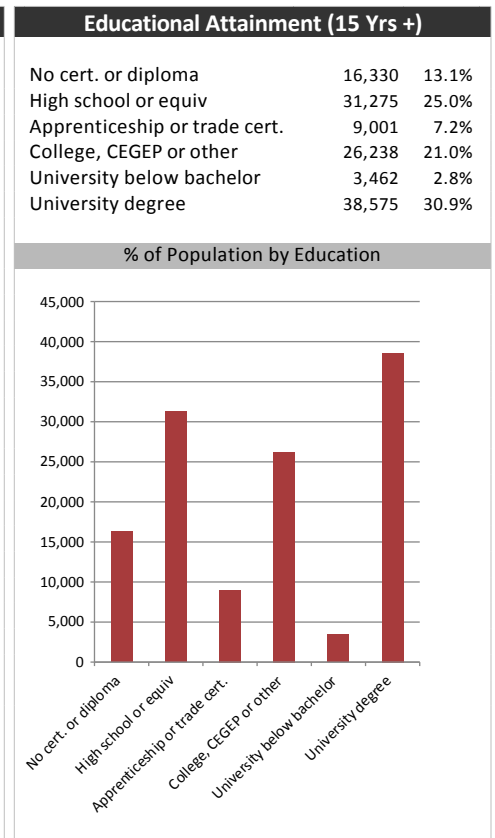
Age of Home Owners		
15 to 24 years	3,557	5.5%
25 to 34 years	11,080	17.1%
35 to 44 years	9,468	14.6%
45 to 54 years	12,104	18.6%
55 to 64 years	11,732	18.1%
65 to 74 years	9,597	14.8%
75 years or over	7,386	11.4%

Population & Household Summary	
Total Population	150,740
Population Growth 2011-2016	3.0%
Population Growth 2016-2021	2.5%
Total Households	64,923
Household Growth 2011-2016	5.7%
Household Growth 2016-2021	3.8%
% of Households with Children	34.7%
% of Households - Married w/ Kids	25.0%
% of Households - Single Parent	9.7%

% of Households by Household Size	
1	~29.5%
2	~36.5%
3	~15.0%
4-5	~17.5%
6+	~2.5%



Visible Minorities & Language	
Population by Visible Minority	
Chinese	1.5%
South Asian	1.4%
Black	0.9%
Filipino	0.5%
Latin American	0.6%
Southeast Asian	0.3%
Arab	0.6%
West Asian	0.3%
Korean	0.3%
Japanese	0.1%
Visible minority, n.i.e.	0.1%
Multiple visible minorities	0.1%
Population by Mother Tongue	
Single Responses	99.0%
English	86.4%
French	4.0%
Non-Official languages	8.6%
Multiple responses	1.0%



Kingston/Frontenac This Week

Map

