

Kingsville Reporter



Summary Report

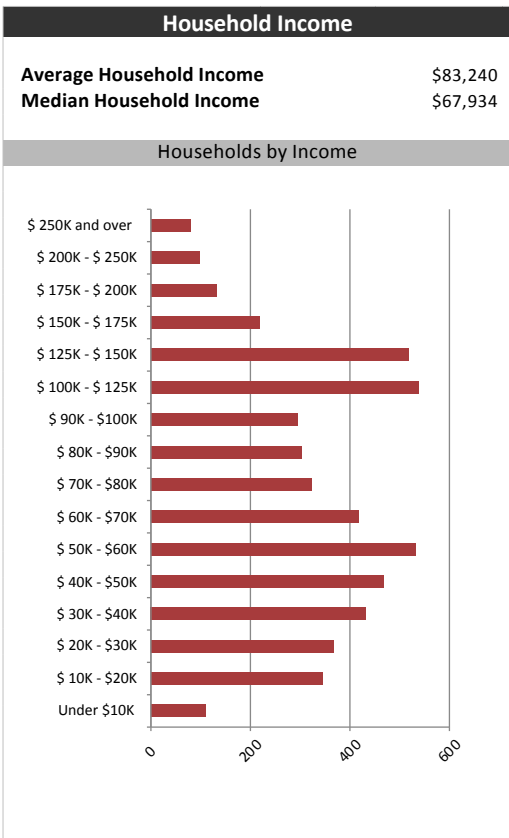
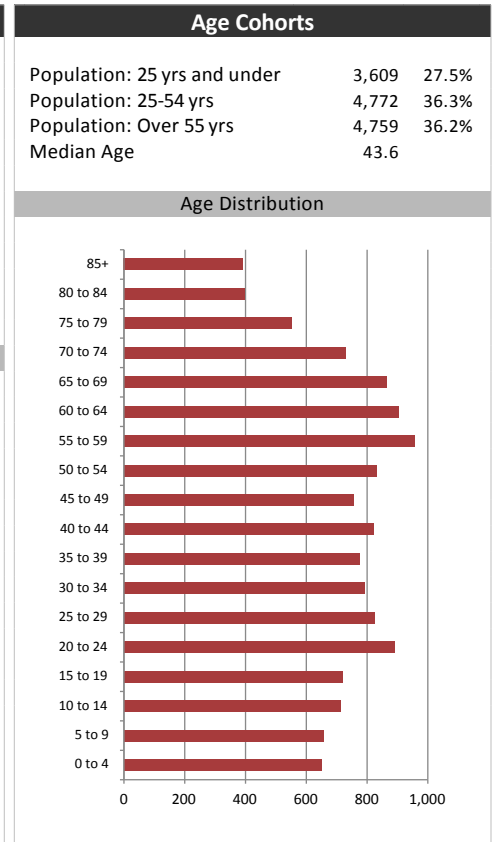
January 9, 2018

| Market Information | | |
|------------------------------------|----|-------|
| Average Household Spending / Yr | | |
| Mortgage payments | \$ | 4,931 |
| Cell Phone, Pager & Services | \$ | 1,051 |
| Internet Access Services | \$ | 470 |
| Home Renovations | \$ | 665 |
| Retirement & pension fund payments | \$ | 1,255 |
| Lotteries | \$ | 980 |
| Health Insurance | \$ | 334 |
| Household appliances | \$ | 569 |
| Furnishings | \$ | 727 |
| Computer hardware | \$ | 185 |
| Auto/Truck Purchase | \$ | 5,890 |
| Auto/Truck Rental or Lease | \$ | 71 |
| Air Travel | \$ | 567 |

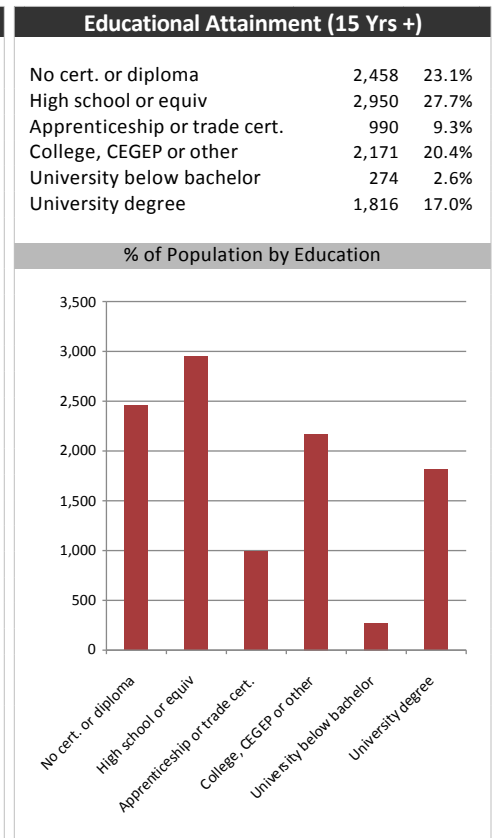
| Age of Home Owners | | |
|--------------------|-------|-------|
| 15 to 24 years | 78 | 1.5% |
| 25 to 34 years | 699 | 13.6% |
| 35 to 44 years | 707 | 13.8% |
| 45 to 54 years | 914 | 17.8% |
| 55 to 64 years | 1,067 | 20.8% |
| 65 to 74 years | 924 | 18.0% |
| 75 years or over | 739 | 14.4% |

| Population & Household Summary | |
|-----------------------------------|--------|
| Total Population | 13,139 |
| Population Growth 2012-2017 | 4.6% |
| Population Growth 2017-2022 | 5.1% |
| Total Households | 5,129 |
| Household Growth 2012-2017 | 3.3% |
| Household Growth 2017-2022 | 4.1% |
| % of Households with Children | 39.7% |
| % of Households - Married w/ Kids | 31.1% |
| % of Households - Single Parent | 8.6% |

| % of Households by Household Size | |
|-----------------------------------|-------|
| 1 | 23.8% |
| 2 | 39.7% |
| 3 | 15.2% |
| 4-5 | 18.8% |
| 6+ | 2.5% |



| Visible Minorities & Language | |
|---------------------------------------|-------|
| Population by Visible Minority | |
| Chinese | 0.4% |
| South Asian | 0.0% |
| Black | 1.6% |
| Filipino | 0.0% |
| Latin American | 1.0% |
| Southeast Asian | 0.0% |
| Arab | 0.6% |
| West Asian | 0.0% |
| Korean | 0.1% |
| Japanese | 0.1% |
| Visible minority, n.i.e. | 0.4% |
| Multiple visible minorities | 0.2% |
| Population by Mother Tongue | |
| Single Responses | 99.1% |
| English | 83.7% |
| French | 1.5% |
| Non-Official languages | 13.9% |
| Multiple responses | 0.9% |



Kingsville Reporter

Distribution Map

