

Kirkland Lake Northern News



Summary Report

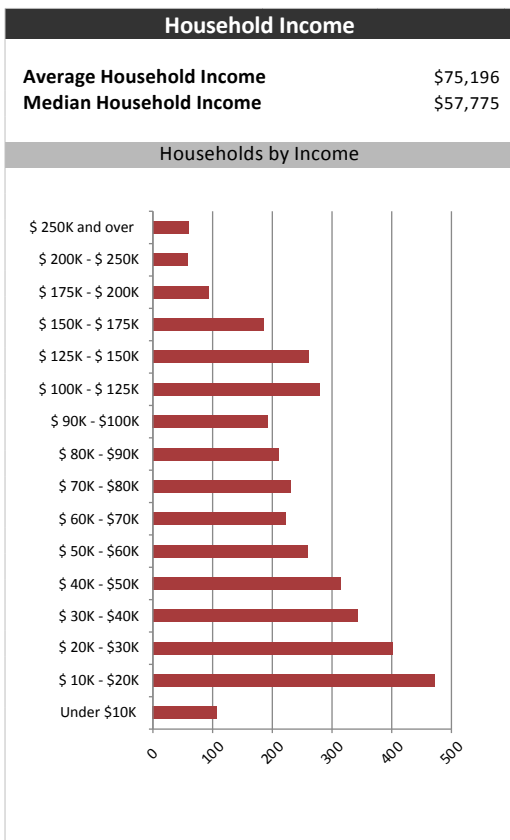
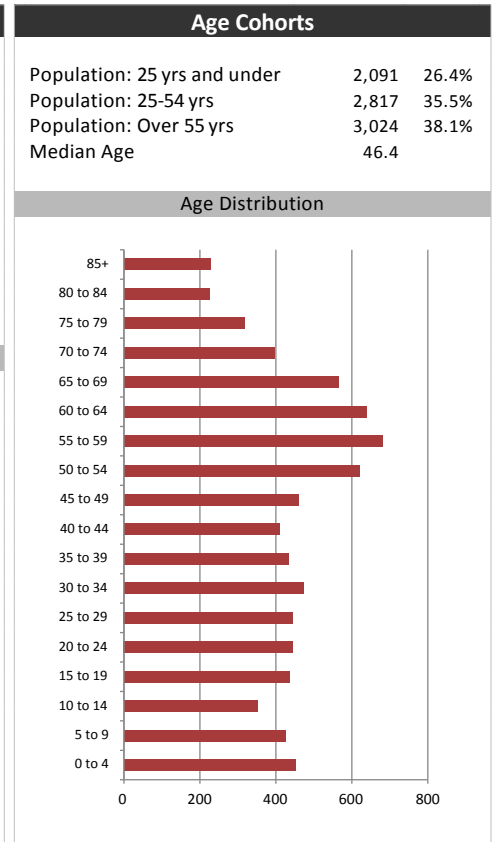
January 9, 2018

Market Information		
Average Household Spending / Yr		
Mortgage payments	\$	3,410
Cell Phone, Pager & Services	\$	779
Internet Access Services	\$	400
Home Renovations	\$	631
Retirement & pension fund payments	\$	1,425
Lotteries	\$	1,125
Health Insurance	\$	280
Household appliances	\$	556
Furnishings	\$	885
Computer hardware	\$	130
Auto/Truck Purchase	\$	4,875
Auto/Truck Rental or Lease	\$	42
Air Travel	\$	295

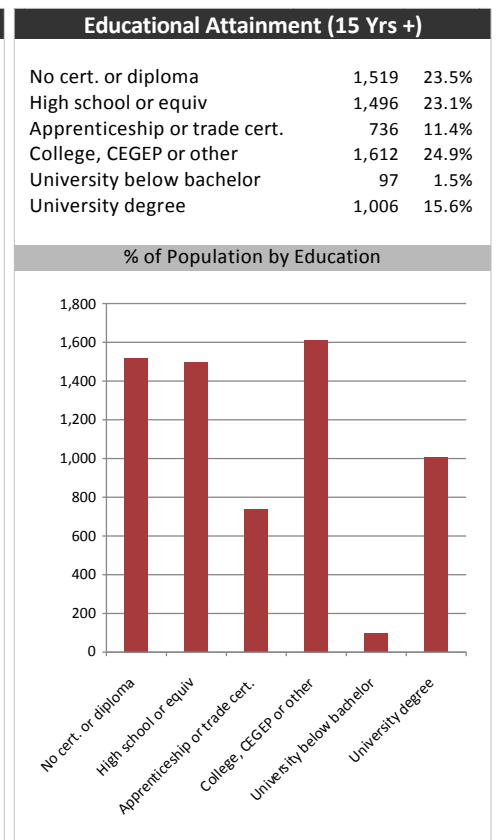
Age of Home Owners		
15 to 24 years	160	4.4%
25 to 34 years	527	14.4%
35 to 44 years	518	14.2%
45 to 54 years	696	19.1%
55 to 64 years	649	17.8%
65 to 74 years	567	15.5%
75 years or over	534	14.6%

Population & Household Summary	
Total Population	7,932
Population Growth 2012-2017	-4.6%
Population Growth 2017-2022	-0.5%
Total Households	3,651
Household Growth 2012-2017	-5.8%
Household Growth 2017-2022	-1.7%
% of Households with Children	33.7%
% of Households - Married w/ Kids	22.1%
% of Households - Single Parent	11.5%

% of Households by Household Size	
1	38.0%
2	34.0%
3	14.0%
4-5	13.0%
6+	1.0%



Visible Minorities & Language	
Population by Visible Minority	
Chinese	0.5%
South Asian	0.2%
Black	1.1%
Filipino	0.1%
Latin American	0.1%
Southeast Asian	0.0%
Arab	0.1%
West Asian	0.0%
Korean	0.0%
Japanese	0.0%
Visible minority, n.i.e.	0.0%
Multiple visible minorities	0.3%
Population by Mother Tongue	
Single Responses	98.7%
English	79.8%
French	15.1%
Non-Official languages	3.8%
Multiple responses	1.3%



Kirkland Lake Northern News

Map

