

LaSalle Post



Summary Report

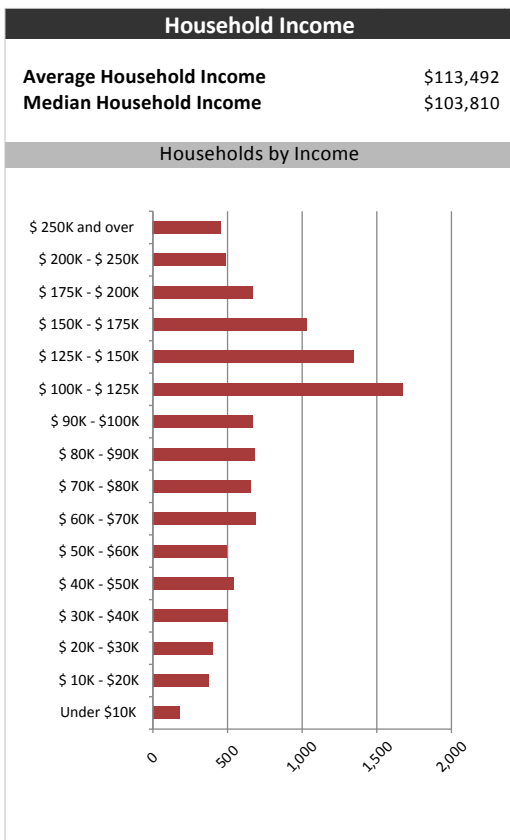
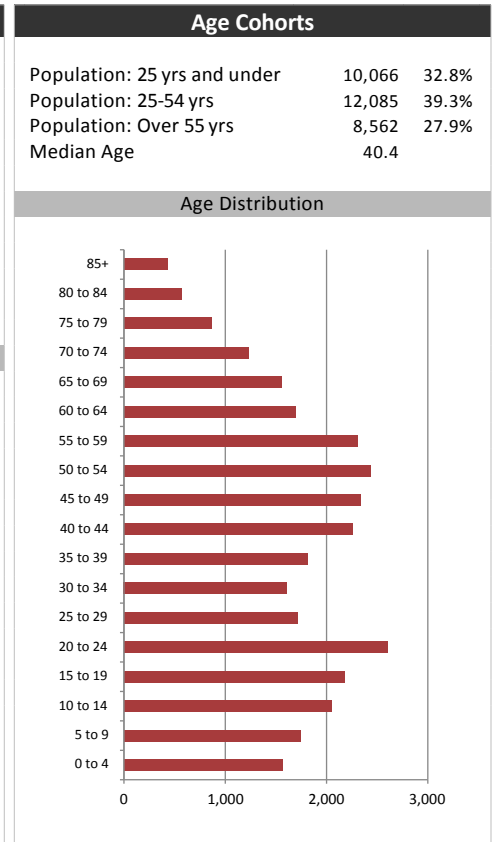
January 9, 2018

Market Information		
Average Household Spending / Yr		
Mortgage payments	\$	7,901
Cell Phone, Pager & Services	\$	1,329
Internet Access Services	\$	553
Home Renovations	\$	995
Retirement & pension fund payments	\$	2,618
Lotteries	\$	1,088
Health Insurance	\$	417
Household appliances	\$	657
Furnishings	\$	1,028
Computer hardware	\$	293
Auto/Truck Purchase	\$	7,564
Auto/Truck Rental or Lease	\$	147
Air Travel	\$	960

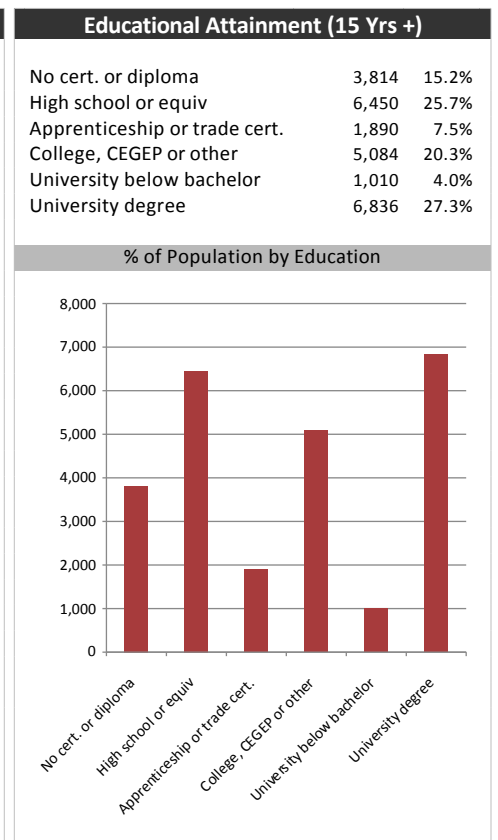
Age of Home Owners		
15 to 24 years	113	1.1%
25 to 34 years	1,067	10.0%
35 to 44 years	2,070	19.4%
45 to 54 years	2,688	25.1%
55 to 64 years	2,177	20.4%
65 to 74 years	1,549	14.5%
75 years or over	1,027	9.6%

Population & Household Summary	
Total Population	30,713
Population Growth 2012-2017	3.8%
Population Growth 2017-2022	4.2%
Total Households	10,690
Household Growth 2012-2017	4.0%
Household Growth 2017-2022	4.1%
% of Households with Children	55.9%
% of Households - Married w/ Kids	45.6%
% of Households - Single Parent	10.3%

% of Households by Household Size	
1	16.0%
2	32.0%
3	18.0%
4-5	30.0%
6+	4.0%



Visible Minorities & Language	
Population by Visible Minority	
Chinese	1.4%
South Asian	2.6%
Black	0.6%
Filipino	1.0%
Latin American	0.2%
Southeast Asian	0.3%
Arab	2.5%
West Asian	0.3%
Korean	0.4%
Japanese	0.0%
Visible minority, n.i.e.	0.3%
Multiple visible minorities	0.4%
Population by Mother Tongue	
Single Responses	98.4%
English	80.4%
French	2.8%
Non-Official languages	15.2%
Multiple responses	1.6%



LaSalle Post

Map

