

# Listowel Independent Plus



## Summary Report

January 9, 2018

Market Information		
Average Household Spending / Yr		
Mortgage payments	\$	5,697
Cell Phone, Pager & Services	\$	1,103
Internet Access Services	\$	476
Home Renovations	\$	660
Retirement & pension fund payments	\$	1,266
Lotteries	\$	591
Health Insurance	\$	505
Household appliances	\$	610
Furnishings	\$	1,307
Computer hardware	\$	191
Auto/Truck Purchase	\$	7,783
Auto/Truck Rental or Lease	\$	90
Air Travel	\$	407

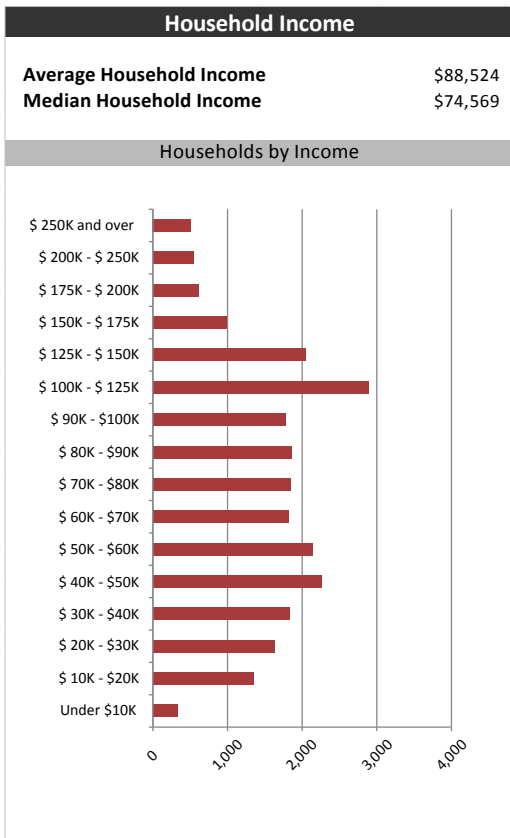
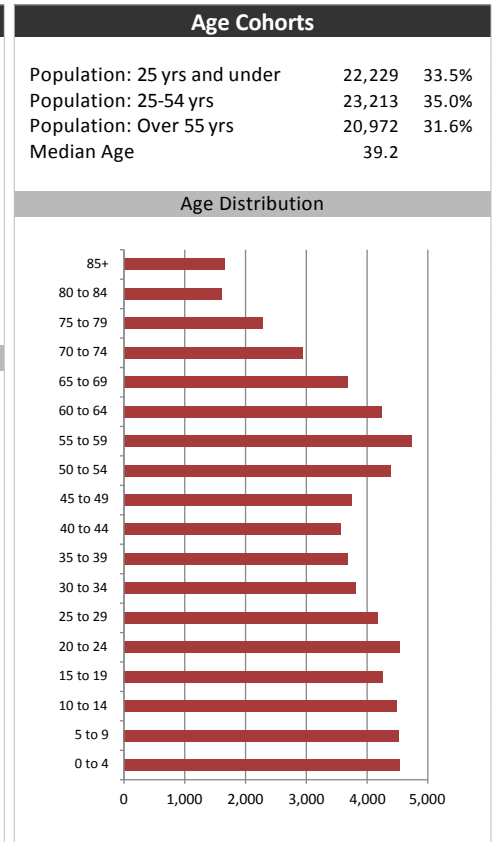
  

Age of Home Owners		
15 to 24 years	758	3.1%
25 to 34 years	3,778	15.7%
35 to 44 years	3,804	15.8%
45 to 54 years	4,136	17.2%
55 to 64 years	4,825	20.0%
65 to 74 years	3,661	15.2%
75 years or over	3,136	13.0%

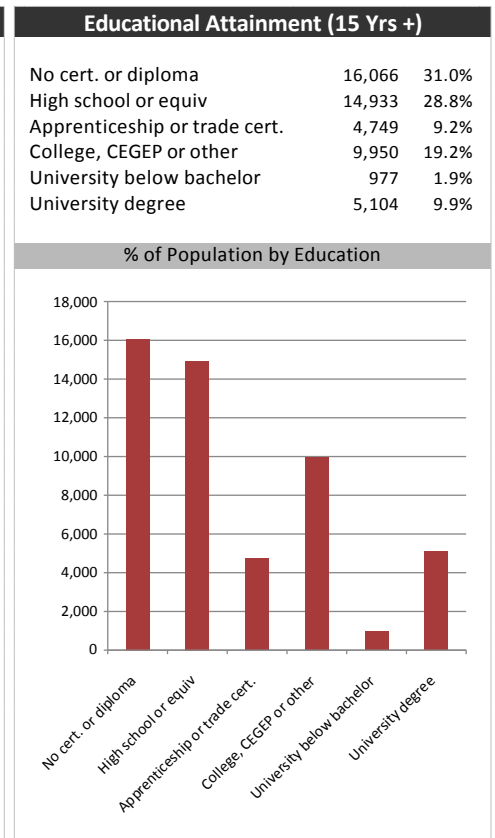
Population & Household Summary	
Total Population	66,414
Population Growth 2012-2017	0.9%
Population Growth 2017-2022	2.7%
Total Households	24,099
Household Growth 2012-2017	0.5%
Household Growth 2017-2022	2.1%
% of Households with Children	43.7%
% of Households - Married w/ Kids	36.0%
% of Households - Single Parent	7.7%

% of Households by Household Size	
1	22.5%
2	36.5%
3	13.5%
4-5	21.0%
6+	5.5%



Visible Minorities & Language	
<b>Population by Visible Minority</b>	
Chinese	0.2%
South Asian	0.2%
Black	0.5%
Filipino	0.1%
Latin American	0.1%
Southeast Asian	0.0%
Arab	0.0%
West Asian	0.0%
Korean	0.1%
Japanese	0.1%
Visible minority, n.i.e.	0.0%
Multiple visible minorities	0.0%
<b>Population by Mother Tongue</b>	
Single Responses	99.4%
English	83.9%
French	0.5%
Non-Official languages	15.0%
Multiple responses	0.6%



# Listowel Independent Plus

## Distribution Map

### Map

