

Lucknow Sentinel



Summary Report

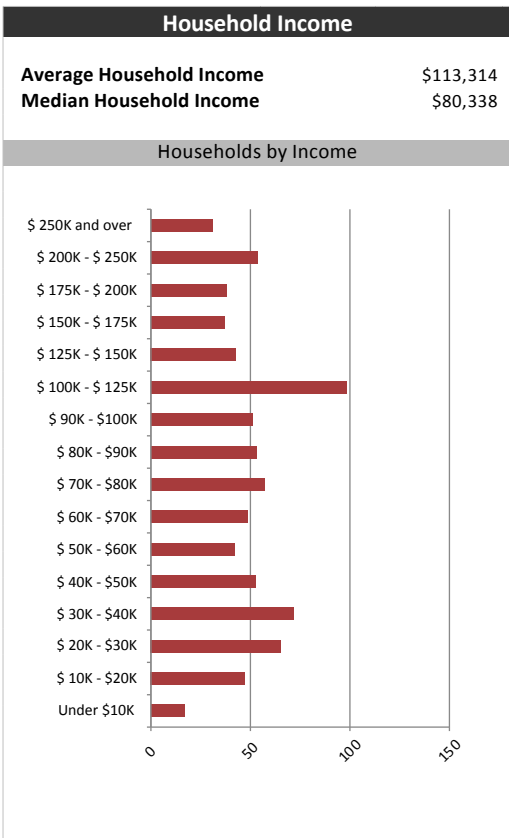
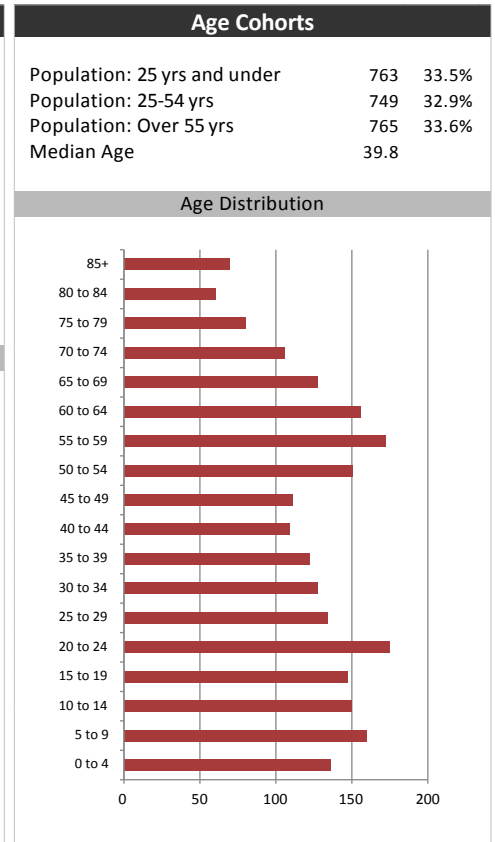
January 9, 2018

Market Information		
Average Household Spending / Yr		
Mortgage payments	\$	6,446
Cell Phone, Pager & Services	\$	1,189
Internet Access Services	\$	507
Home Renovations	\$	629
Retirement & pension fund payments	\$	1,782
Lotteries	\$	542
Health Insurance	\$	647
Household appliances	\$	689
Furnishings	\$	1,736
Computer hardware	\$	193
Auto/Truck Purchase	\$	9,919
Auto/Truck Rental or Lease	\$	104
Air Travel	\$	408

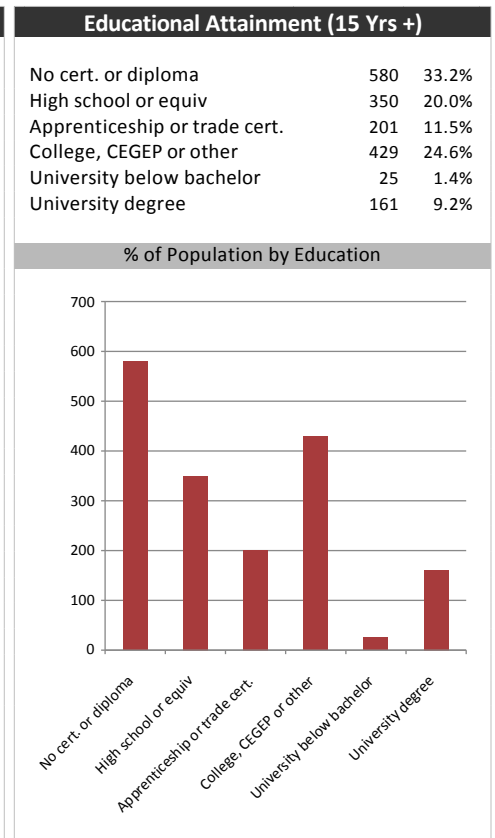
Age of Home Owners		
15 to 24 years	17	2.1%
25 to 34 years	173	21.8%
35 to 44 years	123	15.5%
45 to 54 years	119	15.0%
55 to 64 years	144	18.1%
65 to 74 years	107	13.4%
75 years or over	112	14.1%

Population & Household Summary	
Total Population	2,277
Population Growth 2012-2017	-3.2%
Population Growth 2017-2022	-1.3%
Total Households	794
Household Growth 2012-2017	-5.1%
Household Growth 2017-2022	-2.1%
% of Households with Children	42.7%
% of Households - Married w/ Kids	34.7%
% of Households - Single Parent	7.9%

% of Households by Household Size	
1	24.0%
2	37.0%
3	13.0%
4-5	18.0%
6+	8.0%



Visible Minorities & Language	
Population by Visible Minority	
Chinese	0.4%
South Asian	0.3%
Black	0.1%
Filipino	0.1%
Latin American	0.0%
Southeast Asian	0.0%
Arab	0.0%
West Asian	0.0%
Korean	0.0%
Japanese	0.0%
Visible minority, n.i.e.	0.0%
Multiple visible minorities	0.0%
Population by Mother Tongue	
Single Responses	99.2%
English	78.9%
French	0.6%
Non-Official languages	19.7%
Multiple responses	0.8%



Lucknow Sentinel

Distribution Map

Map

