

Manitoulin West Recorder



Summary Report

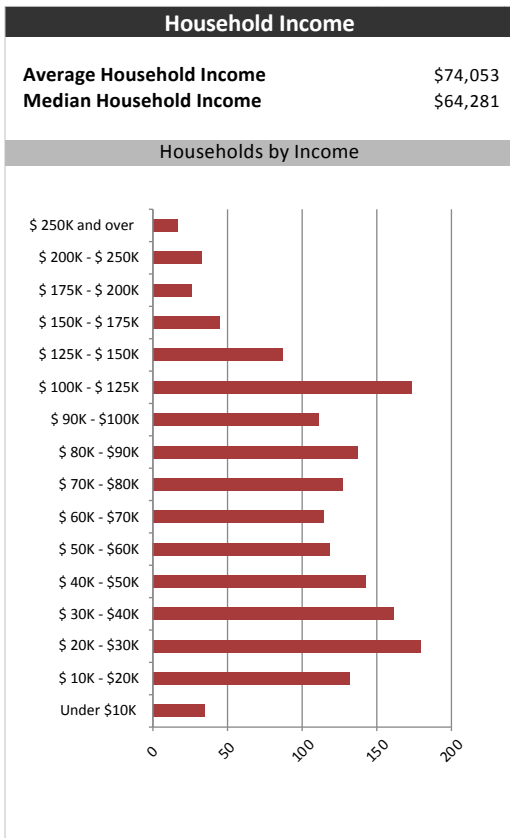
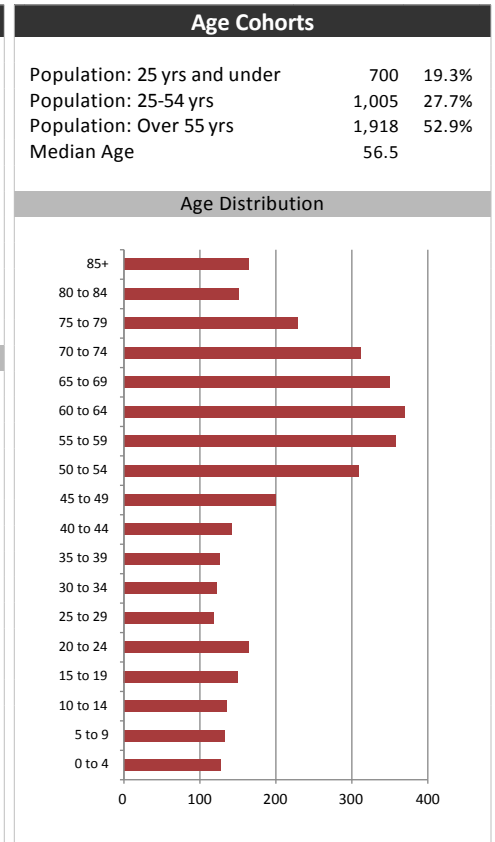
January 9, 2018

Market Information		
Average Household Spending / Yr		
Mortgage payments	\$	2,467
Cell Phone, Pager & Services	\$	706
Internet Access Services	\$	410
Home Renovations	\$	1,582
Retirement & pension fund payments	\$	962
Lotteries	\$	1,225
Health Insurance	\$	351
Household appliances	\$	625
Furnishings	\$	685
Computer hardware	\$	126
Auto/Truck Purchase	\$	5,469
Auto/Truck Rental or Lease	\$	51
Air Travel	\$	337

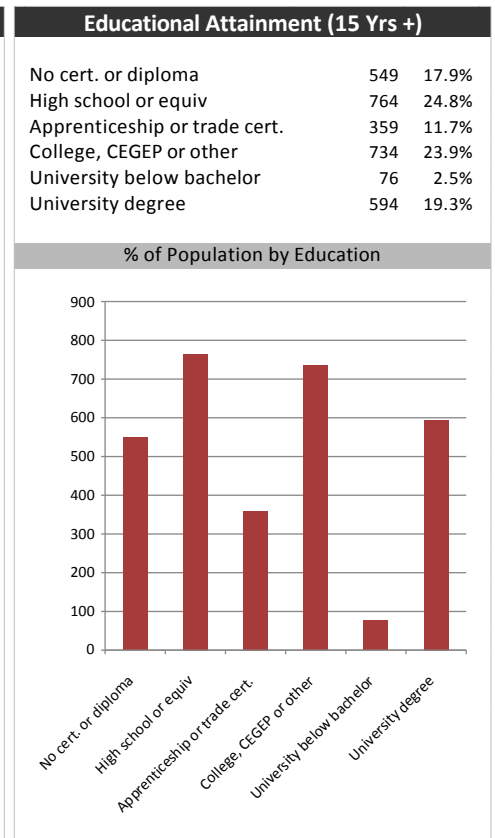
Age of Home Owners		
15 to 24 years	18	1.1%
25 to 34 years	96	5.9%
35 to 44 years	122	7.5%
45 to 54 years	288	17.7%
55 to 64 years	381	23.5%
65 to 74 years	378	23.3%
75 years or over	341	21.0%

Population & Household Summary	
Total Population	3,622
Population Growth 2012-2017	-2.8%
Population Growth 2017-2022	0.9%
Total Households	1,623
Household Growth 2012-2017	-2.1%
Household Growth 2017-2022	1.1%
% of Households with Children	25.6%
% of Households - Married w/ Kids	18.7%
% of Households - Single Parent	6.9%

% of Households by Household Size	
1	29.0%
2	47.0%
3	11.0%
4-5	11.0%
6+	2.0%



Visible Minorities & Language	
Population by Visible Minority	
Chinese	0.0%
South Asian	0.0%
Black	0.0%
Filipino	0.0%
Latin American	0.1%
Southeast Asian	0.0%
Arab	0.0%
West Asian	0.0%
Korean	0.0%
Japanese	0.0%
Visible minority, n.i.e.	0.0%
Multiple visible minorities	0.0%
Population by Mother Tongue	
Single Responses	99.4%
English	91.2%
French	4.0%
Non-Official languages	4.2%
Multiple responses	0.6%



Manitoulin West Recorder

Map

