

Manotick Messenger



Summary Report

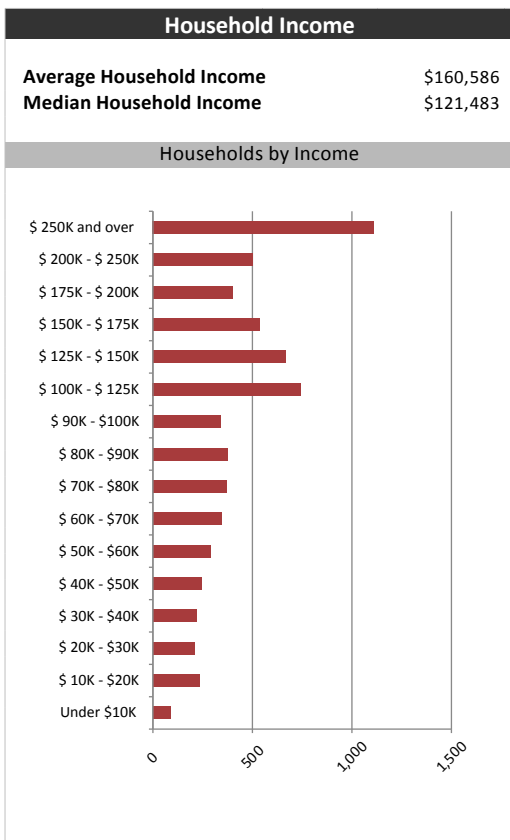
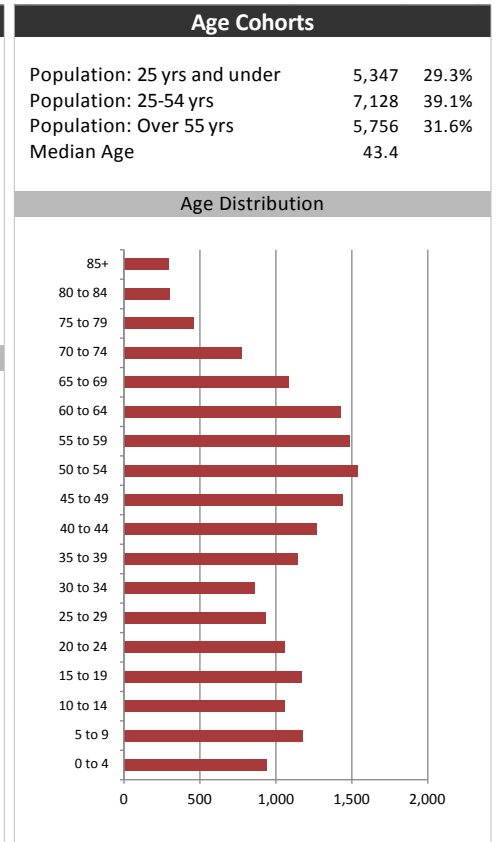
April 30, 2018

Market Information		
Average Household Spending / Yr		
Mortgage payments	\$	10,803
Cell Phone, Pager & Services	\$	1,405
Internet Access Services	\$	637
Home Renovations	\$	2,966
Retirement & pension fund payments	\$	3,786
Lotteries	\$	997
Health Insurance	\$	1,332
Household appliances	\$	1,065
Furnishings	\$	2,917
Computer hardware	\$	282
Auto/Truck Purchase	\$	13,052
Auto/Truck Rental or Lease	\$	180
Air Travel	\$	1,756

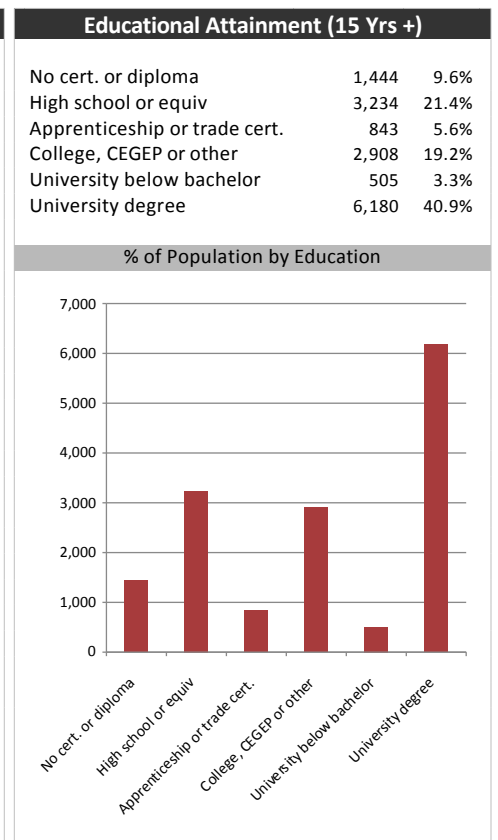
Age of Home Owners		
15 to 24 years	29	0.4%
25 to 34 years	592	9.0%
35 to 44 years	1,188	18.1%
45 to 54 years	1,601	24.4%
55 to 64 years	1,500	22.9%
65 to 74 years	1,075	16.4%
75 years or over	575	8.8%

Population & Household Summary	
Total Population	18,231
Population Growth 2012-2017	8.3%
Population Growth 2017-2022	7.7%
Total Households	6,560
Household Growth 2012-2017	8.3%
Household Growth 2017-2022	7.9%
% of Households with Children	47.8%
% of Households - Married w/ Kids	41.8%
% of Households - Single Parent	6.0%

% of Households by Household Size	
1	14.0%
2	38.0%
3	17.0%
4-5	27.5%
6+	3.5%



Visible Minorities & Language	
Population by Visible Minority	
Chinese	1.7%
South Asian	1.4%
Black	0.8%
Filipino	0.7%
Latin American	0.6%
Southeast Asian	0.4%
Arab	0.8%
West Asian	0.2%
Korean	0.1%
Japanese	0.0%
Visible minority, n.i.e.	0.1%
Multiple visible minorities	0.2%
Population by Mother Tongue	
Single Responses	98.7%
English	83.1%
French	6.4%
Non-Official languages	9.2%
Multiple responses	1.3%


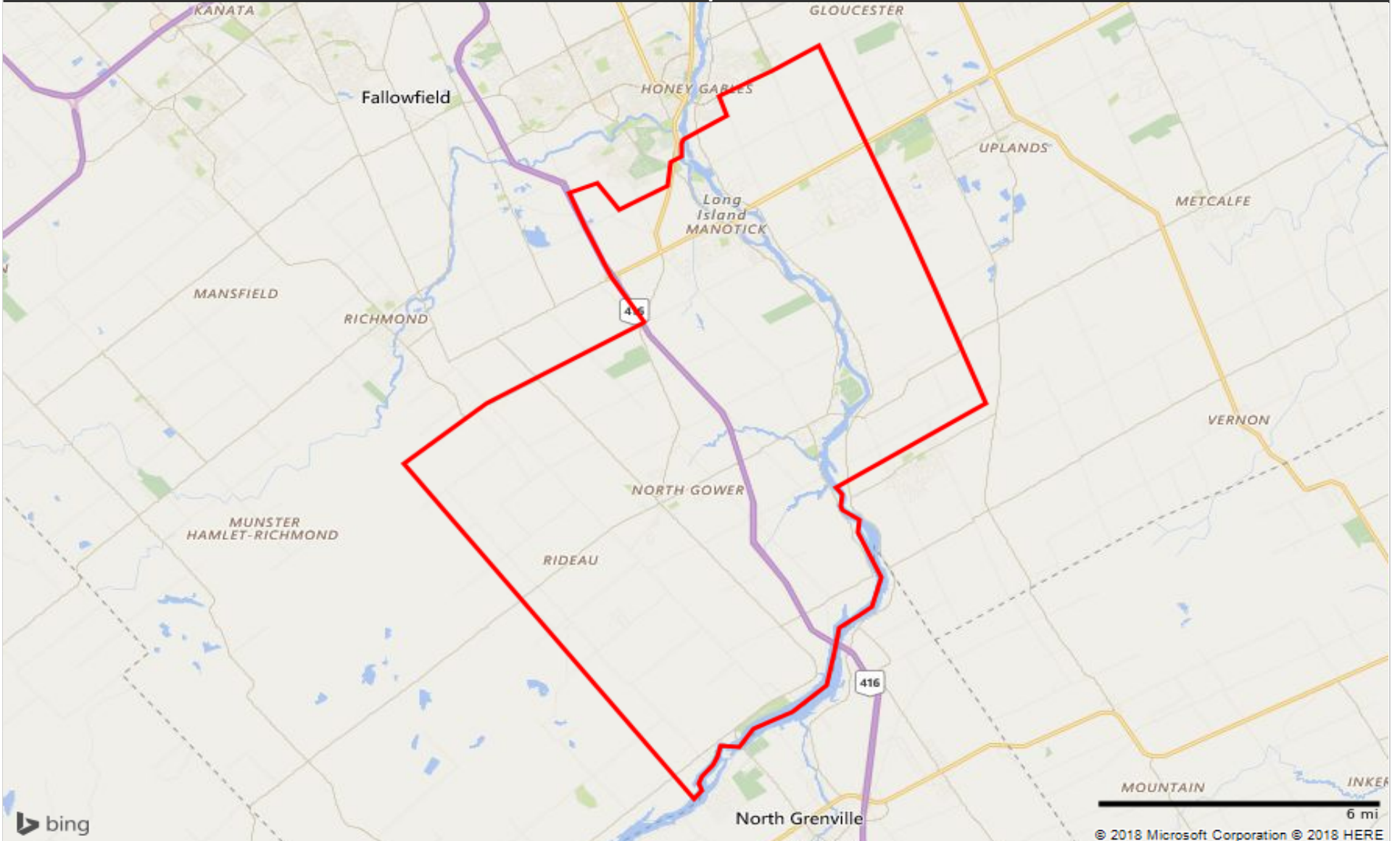


Manotick Messenger



Distribution Map

Map



© 2018 Microsoft Corporation © 2018 HERE