

Markham Economist & Sun



Summary Report

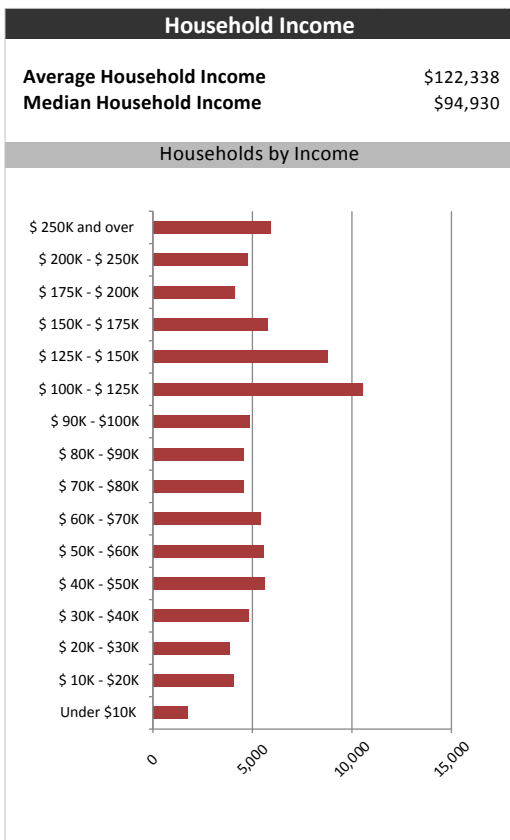
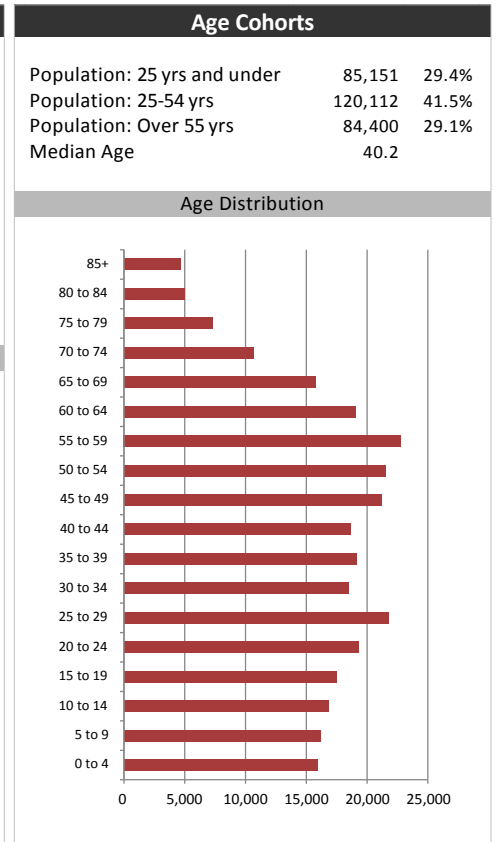
January 9, 2018

Market Information		
Average Household Spending / Yr		
Mortgage payments	\$	11,213
Cell Phone, Pager & Services	\$	1,526
Internet Access Services	\$	565
Home Renovations	\$	2,468
Retirement & pension fund payments	\$	1,758
Lotteries	\$	861
Health Insurance	\$	628
Household appliances	\$	609
Furnishings	\$	1,804
Computer hardware	\$	392
Auto/Truck Purchase	\$	7,235
Auto/Truck Rental or Lease	\$	306
Air Travel	\$	1,919

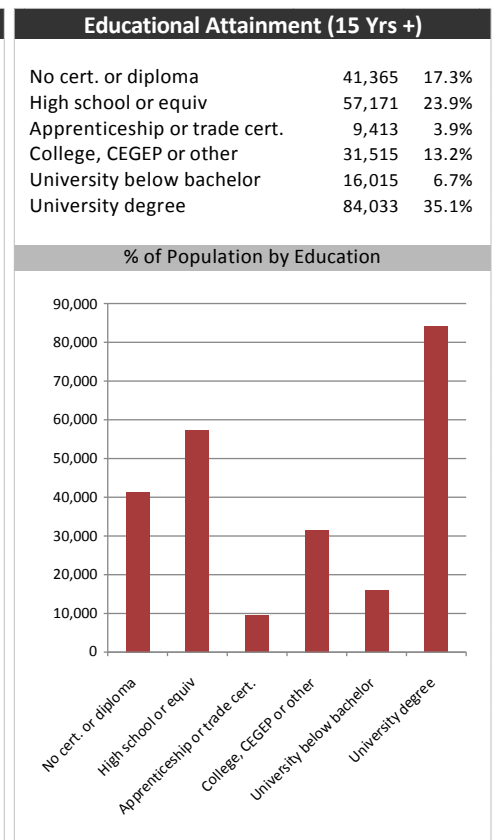
Age of Home Owners		
15 to 24 years	824	1.0%
25 to 34 years	8,475	10.1%
35 to 44 years	16,677	19.9%
45 to 54 years	20,586	24.6%
55 to 64 years	19,332	23.1%
65 to 74 years	11,128	13.3%
75 years or over	6,612	7.9%

Population & Household Summary	
Total Population	289,663
Population Growth 2012-2017	8.5%
Population Growth 2017-2022	7.7%
Total Households	83,633
Household Growth 2012-2017	8.4%
Household Growth 2017-2022	7.6%
% of Households with Children	63.3%
% of Households - Married w/ Kids	53.7%
% of Households - Single Parent	9.5%

% of Households by Household Size	
1	~10.0%
2	~21.5%
3	~21.5%
4-5	~38.0%
6+	~10.0%



Visible Minorities & Language	
Population by Visible Minority	
Chinese	41.9%
South Asian	21.2%
Black	3.6%
Filipino	3.3%
Latin American	0.5%
Southeast Asian	1.0%
Arab	1.2%
West Asian	1.0%
Korean	0.5%
Japanese	0.3%
Visible minority, n.i.e.	0.8%
Multiple visible minorities	2.1%
Population by Mother Tongue	
Single Responses	96.1%
English	35.0%
French	0.6%
Non-Official languages	60.4%
Multiple responses	3.9%



Markham Economist & Sun



Distribution Map

