

Midland Penetanguishene Mirror



Summary Report

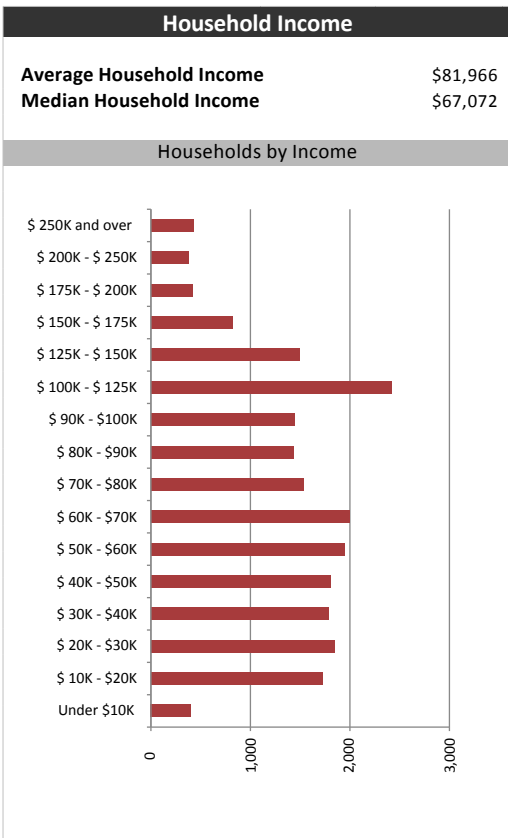
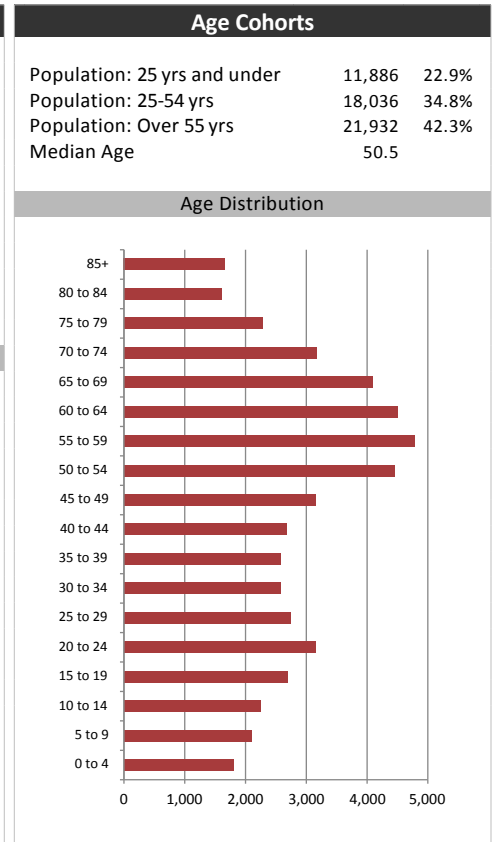
January 17, 2017

Market Information		
Average Household Spending / Yr		
Mortgage payments	\$	5,537
Cell Phone, Pager & Services	\$	830
Internet Access Services	\$	435
Home Renovations	\$	320
Retirement & pension fund payments	\$	1,412
Lotteries	\$	813
Health Insurance	\$	605
Household appliances	\$	609
Furnishings	\$	1,009
Computer hardware	\$	185
Auto/Truck Purchase	\$	4,197
Auto/Truck Rental or Lease	\$	585
Air Travel	\$	412

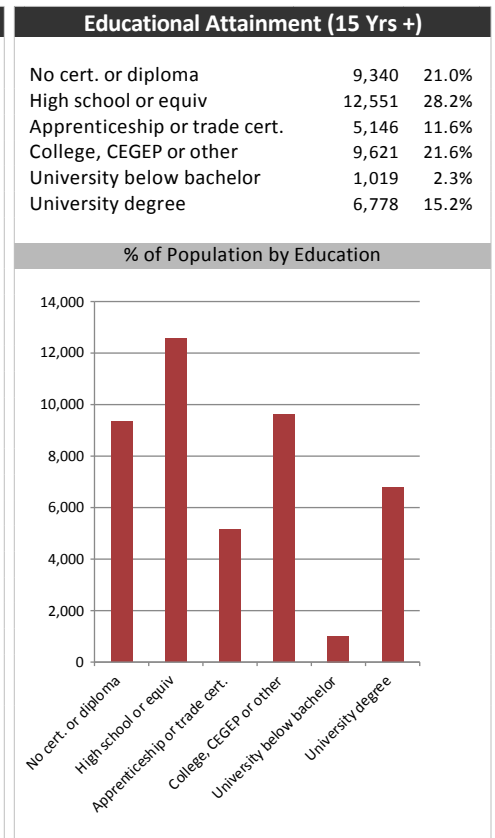
Age of Home Owners		
15 to 24 years	309	1.4%
25 to 34 years	2,197	10.1%
35 to 44 years	2,614	12.1%
45 to 54 years	4,148	19.2%
55 to 64 years	5,091	23.5%
65 to 74 years	3,988	18.4%
75 years or over	3,301	15.2%

Population & Household Summary	
Total Population	51,854
Population Growth 2011-2016	4.8%
Population Growth 2016-2021	4.5%
Total Households	21,648
Household Growth 2011-2016	6.2%
Household Growth 2016-2021	5.5%
% of Households with Children	33.4%
% of Households - Married w/ Kids	22.7%
% of Households - Single Parent	10.7%

% of Households by Household Size	
1	25.0%
2	40.0%
3	15.0%
4-5	16.0%
6+	2.0%



Visible Minorities & Language	
Population by Visible Minority	
Chinese	0.3%
South Asian	0.2%
Black	1.1%
Filipino	0.1%
Latin American	0.1%
Southeast Asian	0.1%
Arab	0.0%
West Asian	0.0%
Korean	0.1%
Japanese	0.0%
Visible minority, n.i.e.	0.0%
Multiple visible minorities	0.2%
Population by Mother Tongue	
Single Responses	99.1%
English	85.9%
French	6.8%
Non-Official languages	6.4%
Multiple responses	0.9%



Midland Penetanguishene Mirror

Map

