

Milton Canadian Champion



Summary Report

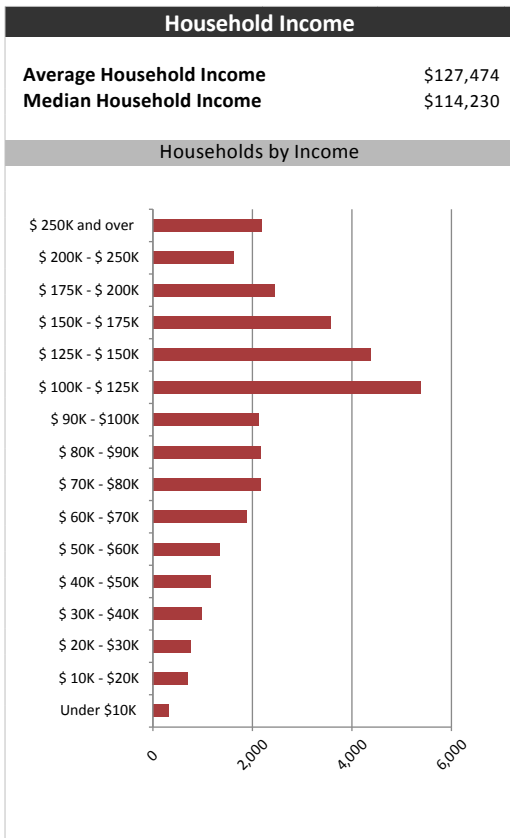
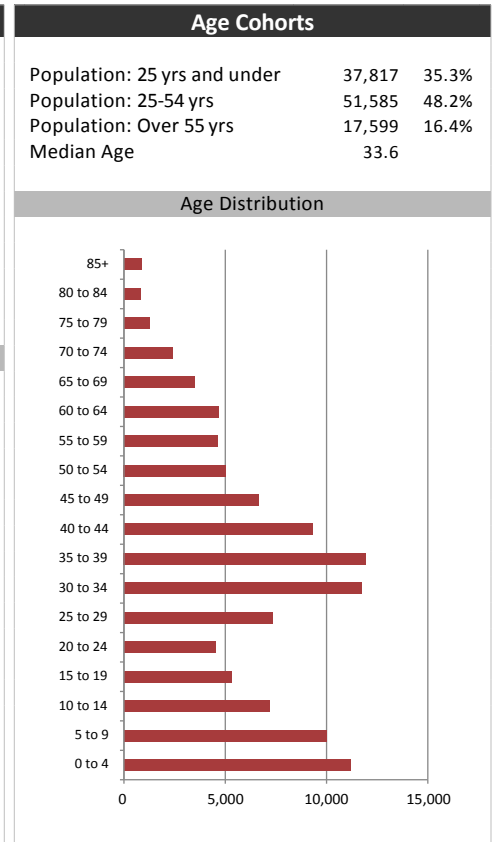
January 9, 2018

Market Information		
Average Household Spending / Yr		
Mortgage payments	\$	14,147
Cell Phone, Pager & Services	\$	1,595
Internet Access Services	\$	591
Home Renovations	\$	1,847
Retirement & pension fund payments	\$	2,398
Lotteries	\$	973
Health Insurance	\$	653
Household appliances	\$	679
Furnishings	\$	2,159
Computer hardware	\$	321
Auto/Truck Purchase	\$	9,138
Auto/Truck Rental or Lease	\$	255
Air Travel	\$	1,254

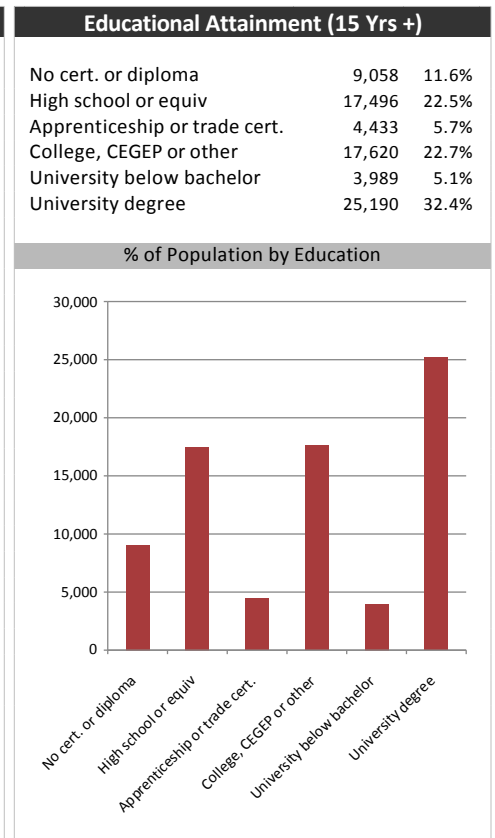
Age of Home Owners		
15 to 24 years	270	0.8%
25 to 34 years	7,155	21.9%
35 to 44 years	10,281	31.4%
45 to 54 years	6,211	19.0%
55 to 64 years	4,378	13.4%
65 to 74 years	2,911	8.9%
75 years or over	1,489	4.6%

Population & Household Summary	
Total Population	107,001
Population Growth 2012-2017	17.8%
Population Growth 2017-2022	18.7%
Total Households	32,695
Household Growth 2012-2017	10.7%
Household Growth 2017-2022	14.6%
% of Households with Children	59.4%
% of Households - Married w/ Kids	50.7%
% of Households - Single Parent	8.8%

% of Households by Household Size	
1	13.0%
2	28.5%
3	20.0%
4-5	32.5%
6+	5.5%



Visible Minorities & Language	
Population by Visible Minority	
Chinese	2.1%
South Asian	15.0%
Black	3.3%
Filipino	3.1%
Latin American	1.9%
Southeast Asian	0.8%
Arab	2.1%
West Asian	0.5%
Korean	0.3%
Japanese	0.2%
Visible minority, n.i.e.	0.9%
Multiple visible minorities	1.1%
Population by Mother Tongue	
Single Responses	96.7%
English	65.7%
French	1.5%
Non-Official languages	29.4%
Multiple responses	3.3%



Milton Canadian Champion



Distribution Map

