

# New Hamburg Independent



## Summary Report

January 10, 2018

Market Information		
Average Household Spending / Yr		
Mortgage payments	\$	8,544
Cell Phone, Pager & Services	\$	1,178
Internet Access Services	\$	537
Home Renovations	\$	639
Retirement & pension fund payments	\$	1,676
Lotteries	\$	761
Health Insurance	\$	515
Household appliances	\$	734
Furnishings	\$	1,459
Computer hardware	\$	280
Auto/Truck Purchase	\$	8,034
Auto/Truck Rental or Lease	\$	146
Air Travel	\$	784

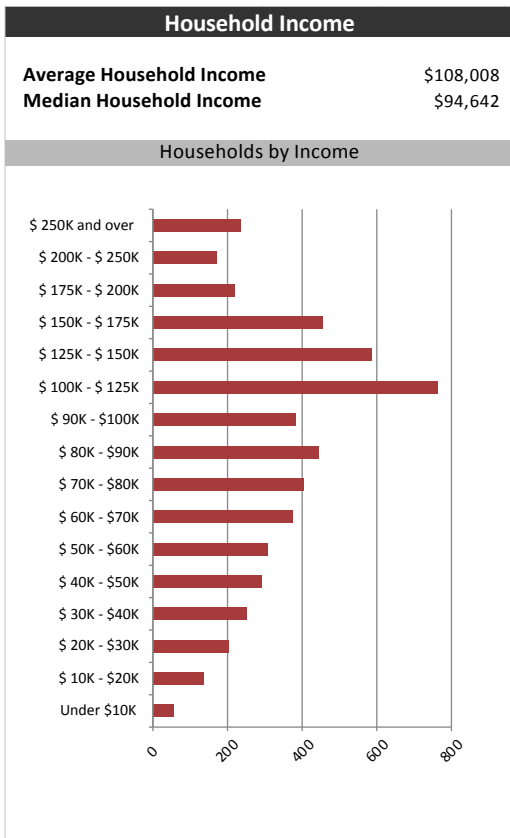
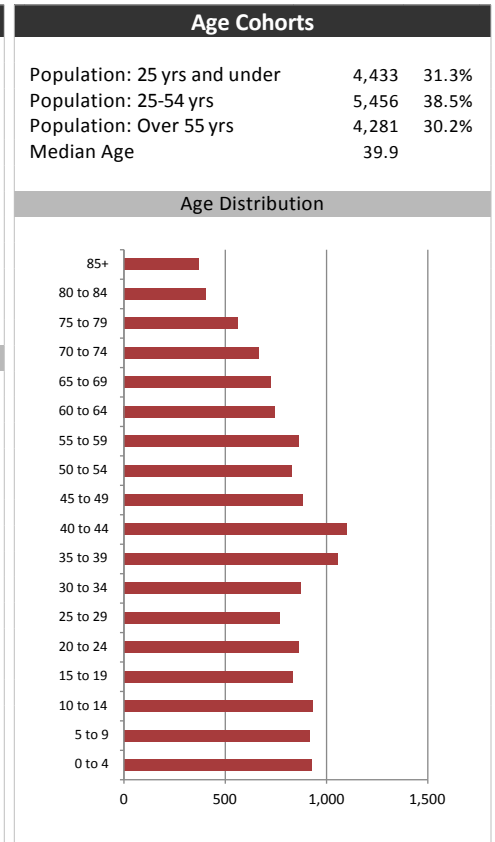
  

Age of Home Owners		
15 to 24 years	43	0.8%
25 to 34 years	872	16.7%
35 to 44 years	1,058	20.3%
45 to 54 years	761	14.6%
55 to 64 years	944	18.1%
65 to 74 years	814	15.6%
75 years or over	721	13.8%

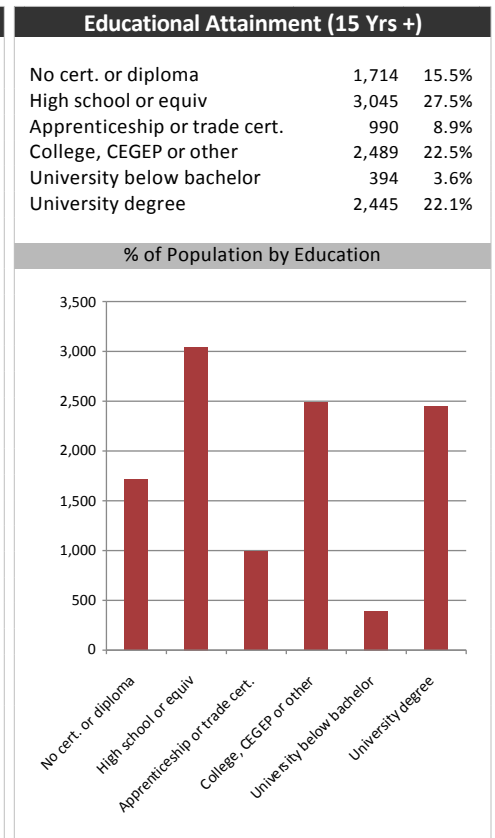
Population & Household Summary	
Total Population	14,170
Population Growth 2012-2017	5.6%
Population Growth 2017-2022	5.5%
Total Households	5,213
Household Growth 2012-2017	5.3%
Household Growth 2017-2022	4.6%
% of Households with Children	46.4%
% of Households - Married w/ Kids	39.6%
% of Households - Single Parent	6.9%

% of Households by Household Size	
1	18.5%
2	38.5%
3	15.0%
4-5	26.0%
6+	2.0%



Visible Minorities & Language	
<b>Population by Visible Minority</b>	
Chinese	0.1%
South Asian	0.6%
Black	0.5%
Filipino	0.7%
Latin American	0.3%
Southeast Asian	0.3%
Arab	0.0%
West Asian	0.2%
Korean	0.0%
Japanese	0.0%
Visible minority, n.i.e.	0.1%
Multiple visible minorities	0.0%
<b>Population by Mother Tongue</b>	
Single Responses	99.6%
English	90.4%
French	0.8%
Non-Official languages	8.3%
Multiple responses	0.4%



# New Hamburg Independent

## Distribution Map

Map

