

New Liskeard Temiskaming Speaker-FR



Summary Report

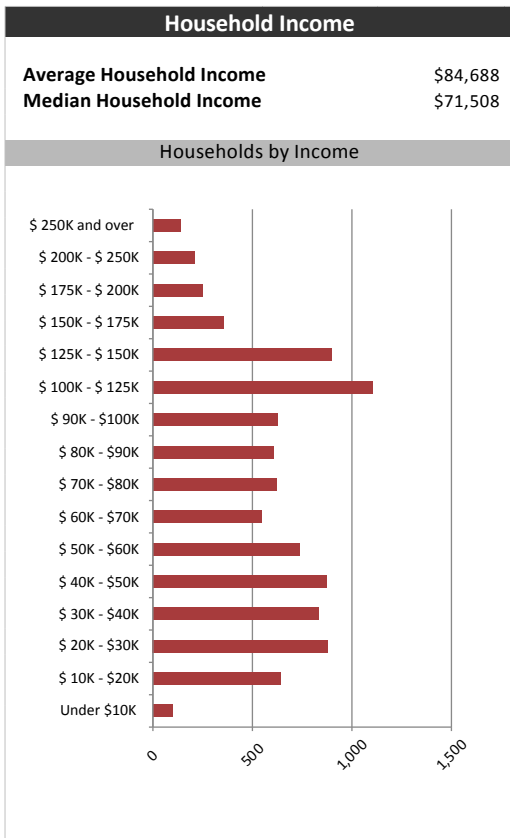
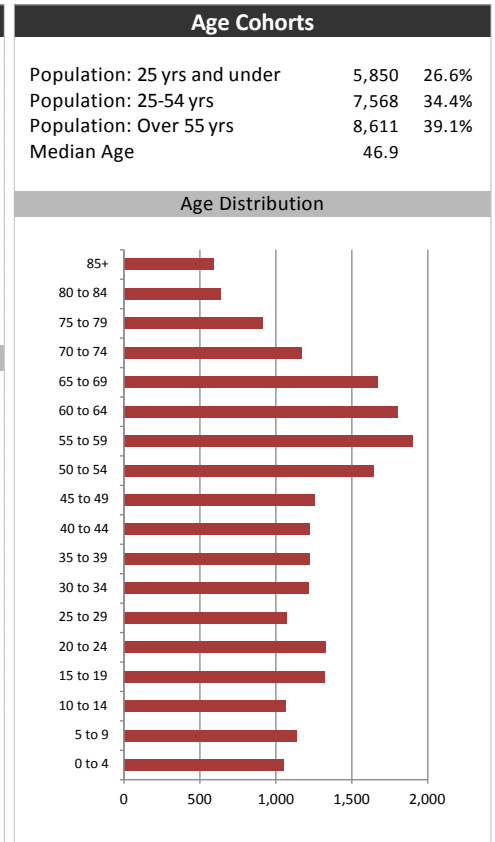
January 10, 2018

Market Information		
Average Household Spending / Yr		
Mortgage payments	\$	3,556
Cell Phone, Pager & Services	\$	888
Internet Access Services	\$	448
Home Renovations	\$	1,271
Retirement & pension fund payments	\$	1,548
Lotteries	\$	1,248
Health Insurance	\$	336
Household appliances	\$	675
Furnishings	\$	934
Computer hardware	\$	148
Auto/Truck Purchase	\$	6,074
Auto/Truck Rental or Lease	\$	44
Air Travel	\$	318

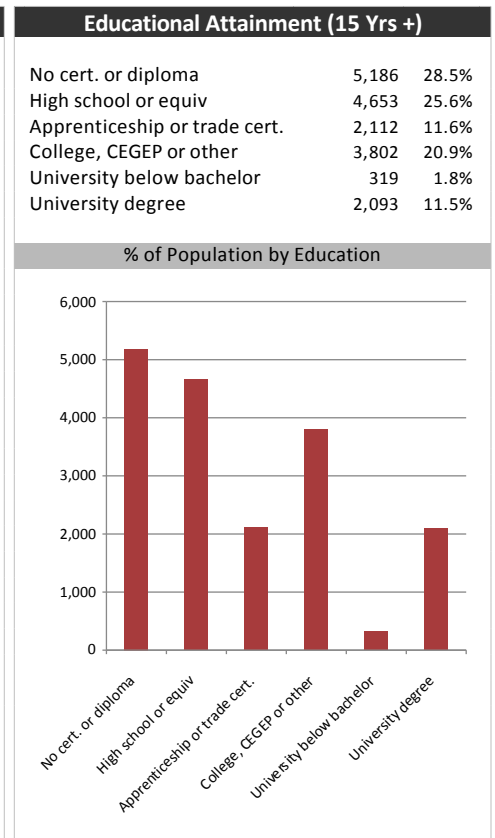
Age of Home Owners		
15 to 24 years	371	4.0%
25 to 34 years	1,209	13.0%
35 to 44 years	1,306	14.0%
45 to 54 years	1,619	17.4%
55 to 64 years	1,993	21.4%
65 to 74 years	1,436	15.5%
75 years or over	1,361	14.6%

Population & Household Summary	
Total Population	22,029
Population Growth 2012-2017	-1.1%
Population Growth 2017-2022	1.5%
Total Households	9,295
Household Growth 2012-2017	0.1%
Household Growth 2017-2022	1.5%
% of Households with Children	35.8%
% of Households - Married w/ Kids	26.2%
% of Households - Single Parent	9.5%

% of Households by Household Size	
1	27.5%
2	39.5%
3	14.5%
4-5	16.5%
6+	2.0%



Visible Minorities & Language	
Population by Visible Minority	
Chinese	0.3%
South Asian	0.3%
Black	0.5%
Filipino	0.1%
Latin American	0.0%
Southeast Asian	0.0%
Arab	0.0%
West Asian	0.0%
Korean	0.0%
Japanese	0.0%
Visible minority, n.i.e.	0.0%
Multiple visible minorities	0.1%
Population by Mother Tongue	
Single Responses	98.5%
English	69.1%
French	27.3%
Non-Official languages	2.2%
Multiple responses	1.5%



New Liskeard Temiskaming Speaker-FR

Distribution Map

Map

