

New Liskeard Temiskaming Speaker-FR



Summary Report

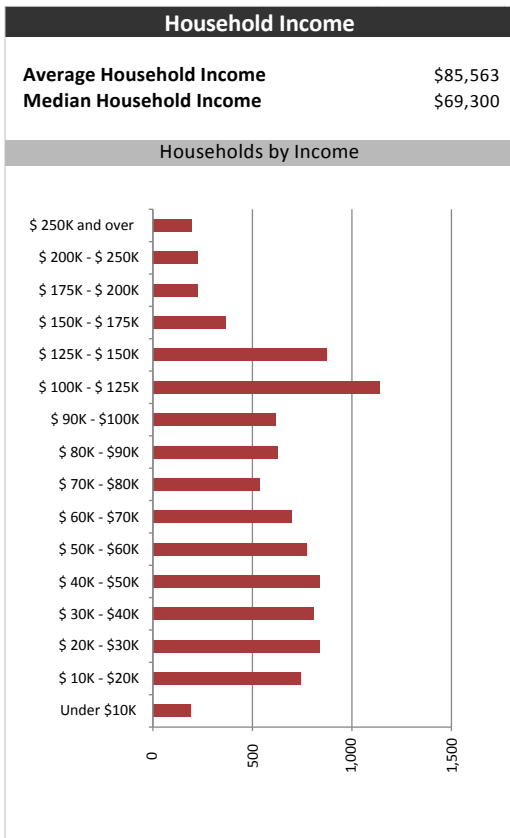
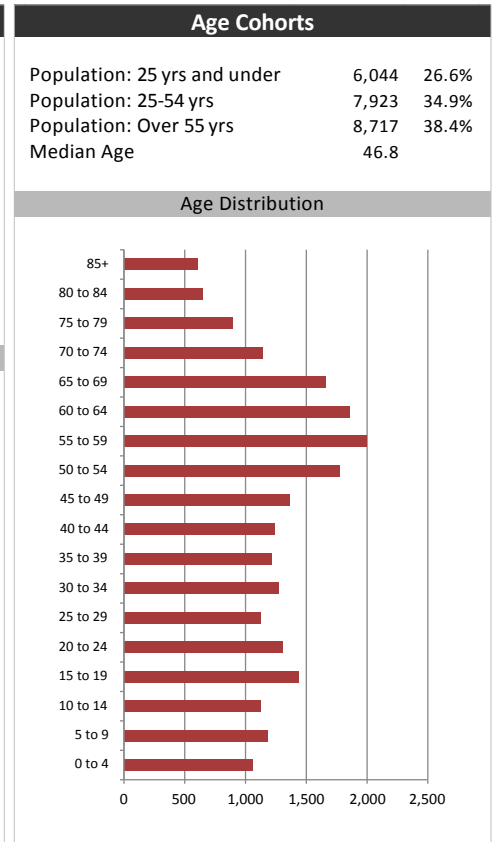
January 16, 2017

Market Information		
Average Household Spending / Yr		
Mortgage payments	\$	3,983
Cell Phone, Pager & Services	\$	775
Internet Access Services	\$	444
Home Renovations	\$	333
Retirement & pension fund payments	\$	1,496
Lotteries	\$	684
Health Insurance	\$	518
Household appliances	\$	831
Furnishings	\$	829
Computer hardware	\$	162
Auto/Truck Purchase	\$	4,977
Auto/Truck Rental or Lease	\$	285
Air Travel	\$	257

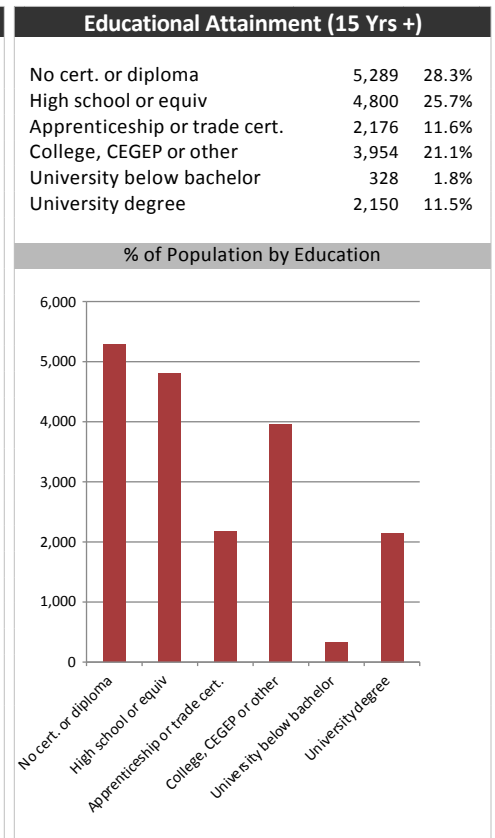
Age of Home Owners		
15 to 24 years	387	4.0%
25 to 34 years	1,260	13.2%
35 to 44 years	1,350	14.1%
45 to 54 years	1,737	18.1%
55 to 64 years	2,079	21.7%
65 to 74 years	1,441	15.1%
75 years or over	1,317	13.8%

Population & Household Summary	
Total Population	22,685
Population Growth 2011-2016	1.2%
Population Growth 2016-2021	1.1%
Total Households	9,571
Household Growth 2011-2016	2.8%
Household Growth 2016-2021	1.8%
% of Households with Children	35.7%
% of Households - Married w/ Kids	26.2%
% of Households - Single Parent	9.5%

% of Households by Household Size	
1	27.5%
2	39.5%
3	14.5%
4-5	16.5%
6+	1.5%



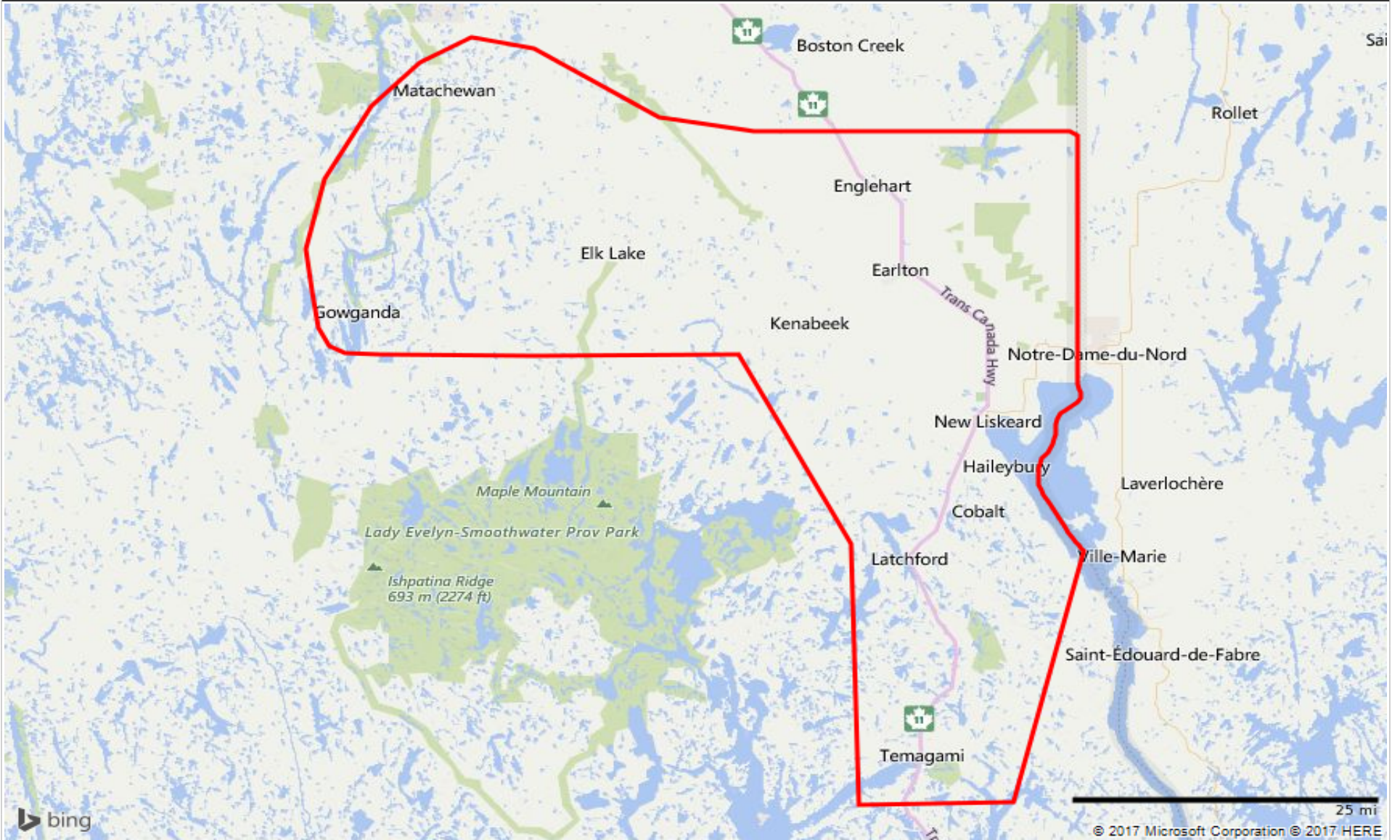
Visible Minorities & Language	
Population by Visible Minority	
Chinese	0.3%
South Asian	0.3%
Black	0.5%
Filipino	0.1%
Latin American	0.0%
Southeast Asian	0.0%
Arab	0.0%
West Asian	0.0%
Korean	0.0%
Japanese	0.0%
Visible minority, n.i.e.	0.0%
Multiple visible minorities	0.1%
Population by Mother Tongue	
Single Responses	98.5%
English	68.9%
French	27.5%
Non-Official languages	2.2%
Multiple responses	1.5%



New Liskeard Temiskaming Speaker-FR

Distribution Map

Map



New Liskeard Temiskaming Speaker-WE



Summary Report

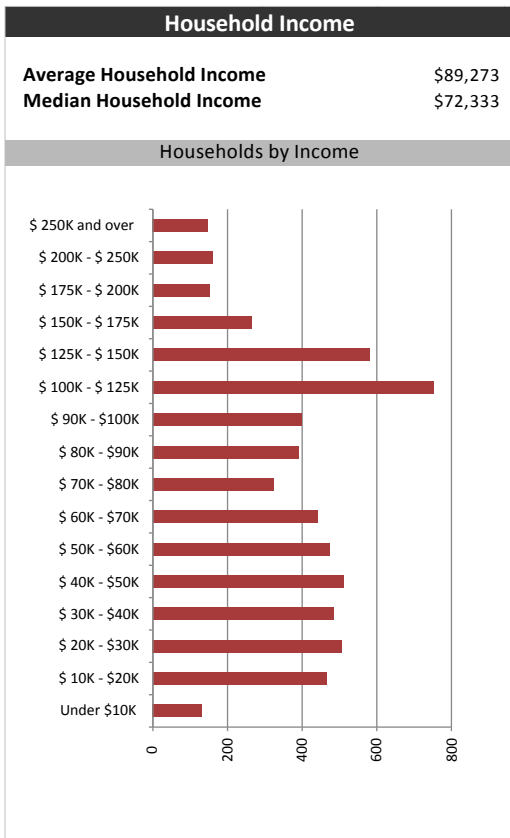
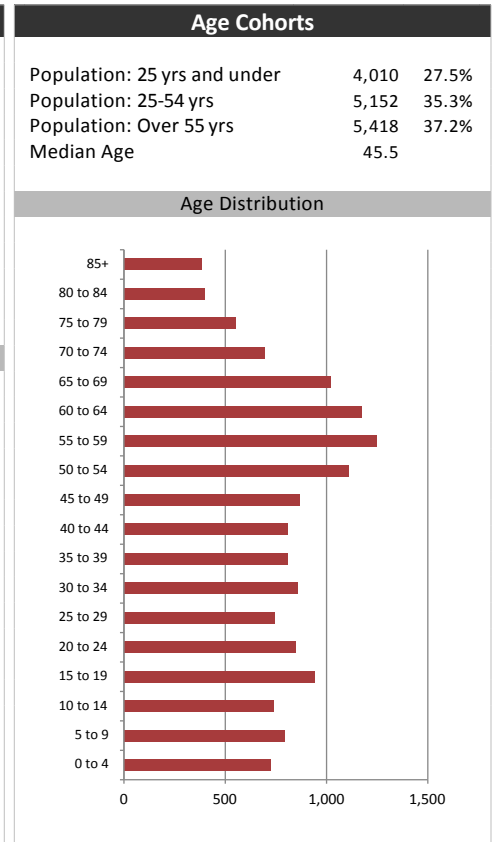
January 16, 2017

Market Information		
Average Household Spending / Yr		
Mortgage payments	\$	4,128
Cell Phone, Pager & Services	\$	801
Internet Access Services	\$	452
Home Renovations	\$	343
Retirement & pension fund payments	\$	1,582
Lotteries	\$	702
Health Insurance	\$	526
Household appliances	\$	872
Furnishings	\$	866
Computer hardware	\$	164
Auto/Truck Purchase	\$	5,252
Auto/Truck Rental or Lease	\$	306
Air Travel	\$	265

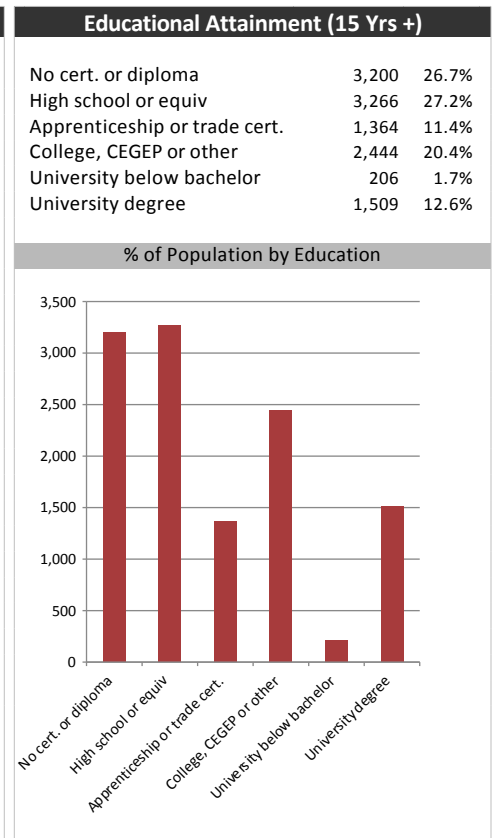
Age of Home Owners		
15 to 24 years	222	3.6%
25 to 34 years	798	13.0%
35 to 44 years	864	14.1%
45 to 54 years	1,136	18.6%
55 to 64 years	1,377	22.5%
65 to 74 years	869	14.2%
75 years or over	855	14.0%

Population & Household Summary	
Total Population	14,580
Population Growth 2011-2016	1.5%
Population Growth 2016-2021	1.3%
Total Households	6,122
Household Growth 2011-2016	3.1%
Household Growth 2016-2021	2.1%
% of Households with Children	36.8%
% of Households - Married w/ Kids	27.8%
% of Households - Single Parent	9.0%

% of Households by Household Size	
1	26.5%
2	39.0%
3	14.5%
4-5	18.0%
6+	2.0%



Visible Minorities & Language	
Population by Visible Minority	
Chinese	0.2%
South Asian	0.4%
Black	0.8%
Filipino	0.1%
Latin American	0.0%
Southeast Asian	0.0%
Arab	0.0%
West Asian	0.0%
Korean	0.0%
Japanese	0.0%
Visible minority, n.i.e.	0.0%
Multiple visible minorities	0.2%
Population by Mother Tongue	
Single Responses	98.6%
English	67.0%
French	29.3%
Non-Official languages	2.3%
Multiple responses	1.4%



New Liskeard Temiskaming Speaker-WE

Map

