

New Liskeard Temiskaming Speaker-WE



Summary Report

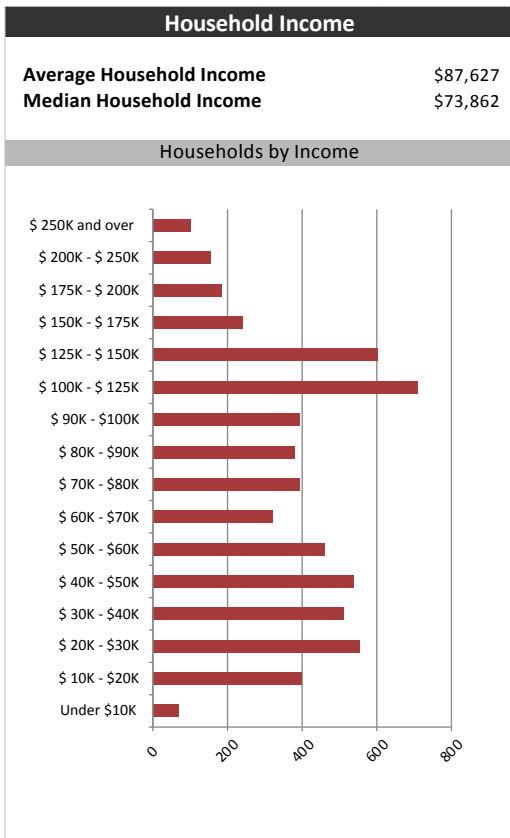
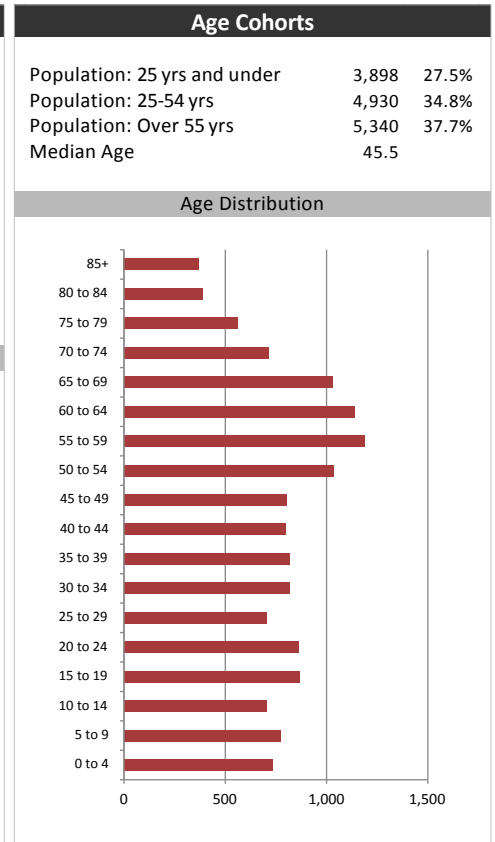
January 10, 2018

Market Information		
Average Household Spending / Yr		
Mortgage payments	\$	3,591
Cell Phone, Pager & Services	\$	916
Internet Access Services	\$	455
Home Renovations	\$	1,367
Retirement & pension fund payments	\$	1,624
Lotteries	\$	1,278
Health Insurance	\$	343
Household appliances	\$	706
Furnishings	\$	972
Computer hardware	\$	155
Auto/Truck Purchase	\$	6,298
Auto/Truck Rental or Lease	\$	45
Air Travel	\$	324

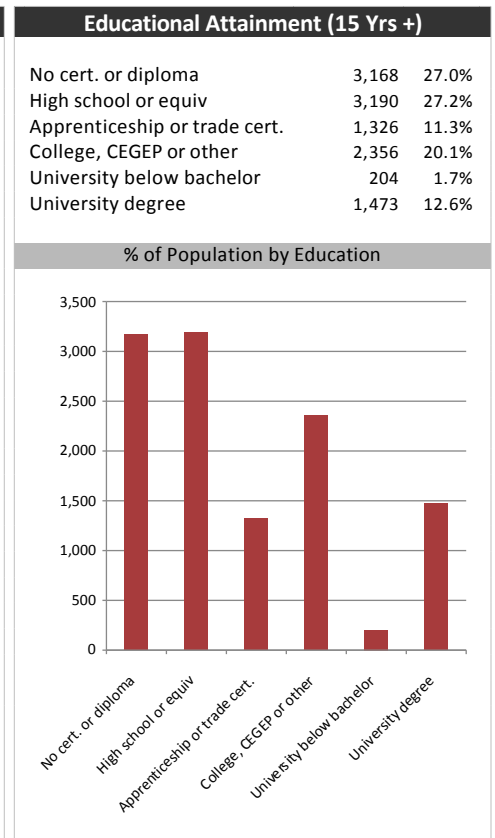
Age of Home Owners		
15 to 24 years	220	3.7%
25 to 34 years	764	12.8%
35 to 44 years	829	13.9%
45 to 54 years	1,057	17.8%
55 to 64 years	1,325	22.3%
65 to 74 years	877	14.7%
75 years or over	876	14.7%

Population & Household Summary	
Total Population	14,168
Population Growth 2012-2017	-0.7%
Population Growth 2017-2022	1.9%
Total Households	5,949
Household Growth 2012-2017	0.6%
Household Growth 2017-2022	2.1%
% of Households with Children	37.3%
% of Households - Married w/ Kids	28.2%
% of Households - Single Parent	9.1%

% of Households by Household Size	
1	26.5%
2	39.5%
3	14.5%
4-5	18.5%
6+	2.5%



Visible Minorities & Language	
Population by Visible Minority	
Chinese	0.2%
South Asian	0.4%
Black	0.8%
Filipino	0.1%
Latin American	0.0%
Southeast Asian	0.0%
Arab	0.0%
West Asian	0.0%
Korean	0.0%
Japanese	0.0%
Visible minority, n.i.e.	0.0%
Multiple visible minorities	0.2%
Population by Mother Tongue	
Single Responses	98.6%
English	67.2%
French	29.0%
Non-Official languages	2.3%
Multiple responses	1.4%



New Liskeard Temiskaming Speaker-WE

Map

