

# Newmarket Era/Aurora Banner/East Gwillimbury Express



## Summary Report

January 10, 2018

Market Information		
Average Household Spending / Yr		
Mortgage payments	\$	10,251
Cell Phone, Pager & Services	\$	1,555
Internet Access Services	\$	594
Home Renovations	\$	1,913
Retirement & pension fund payments	\$	2,357
Lotteries	\$	996
Health Insurance	\$	638
Household appliances	\$	676
Furnishings	\$	1,949
Computer hardware	\$	377
Auto/Truck Purchase	\$	7,959
Auto/Truck Rental or Lease	\$	274
Air Travel	\$	1,460

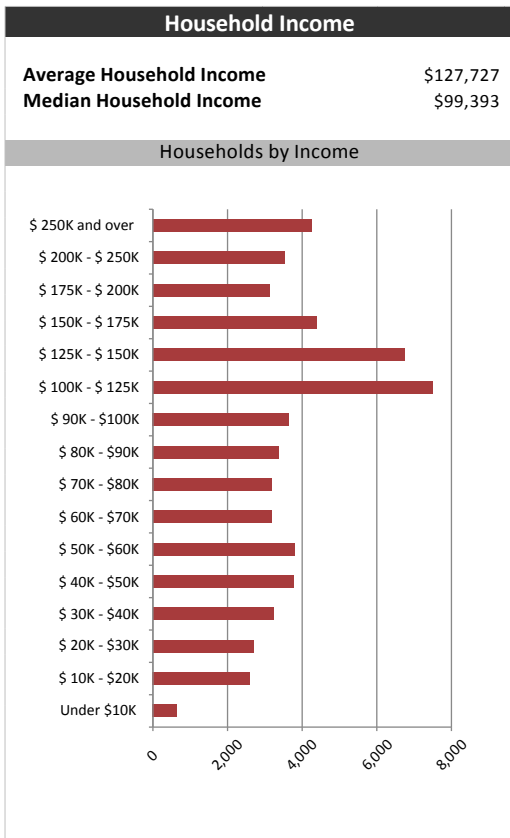
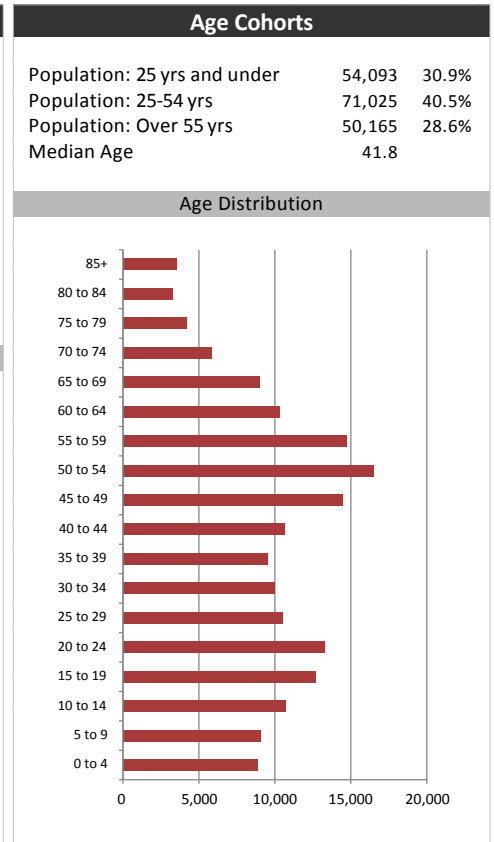
  

Age of Home Owners		
15 to 24 years	639	1.1%
25 to 34 years	6,735	11.4%
35 to 44 years	10,131	17.2%
45 to 54 years	15,896	26.9%
55 to 64 years	12,833	21.7%
65 to 74 years	7,451	12.6%
75 years or over	5,345	9.1%

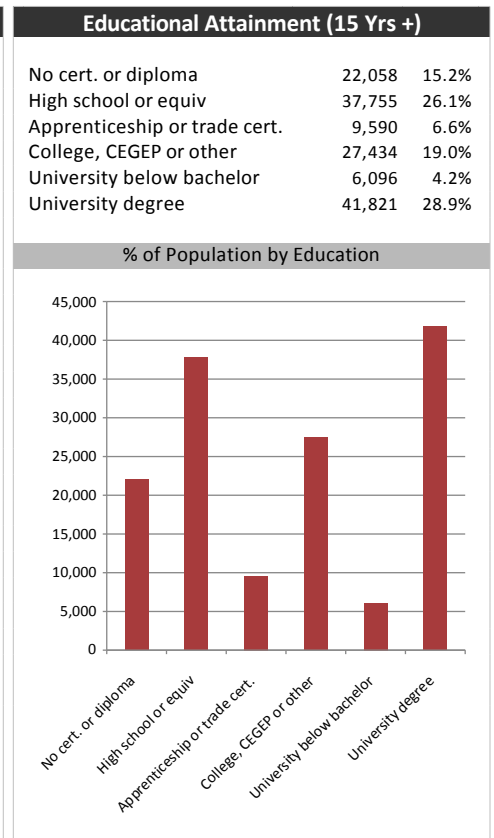
Population & Household Summary	
Total Population	175,283
Population Growth 2012-2017	7.4%
Population Growth 2017-2022	7.1%
Total Households	59,030
Household Growth 2012-2017	6.6%
Household Growth 2017-2022	7.1%
% of Households with Children	55.4%
% of Households - Married w/ Kids	43.9%
% of Households - Single Parent	11.4%

% of Households by Household Size	
1	16.5%
2	28.5%
3	20.0%
4-5	32.5%
6+	3.5%



Visible Minorities & Language	
<b>Population by Visible Minority</b>	
Chinese	3.9%
South Asian	3.3%
Black	2.3%
Filipino	1.5%
Latin American	1.2%
Southeast Asian	1.9%
Arab	0.7%
West Asian	1.3%
Korean	0.6%
Japanese	0.3%
Visible minority, n.i.e.	0.4%
Multiple visible minorities	0.7%
<b>Population by Mother Tongue</b>	
Single Responses	98.1%
English	75.4%
French	1.4%
Non-Official languages	21.3%
Multiple responses	1.9%



# Newmarket Era/Aurora Banner/East Gwillimbury Express



*Distribution Map*

Map

