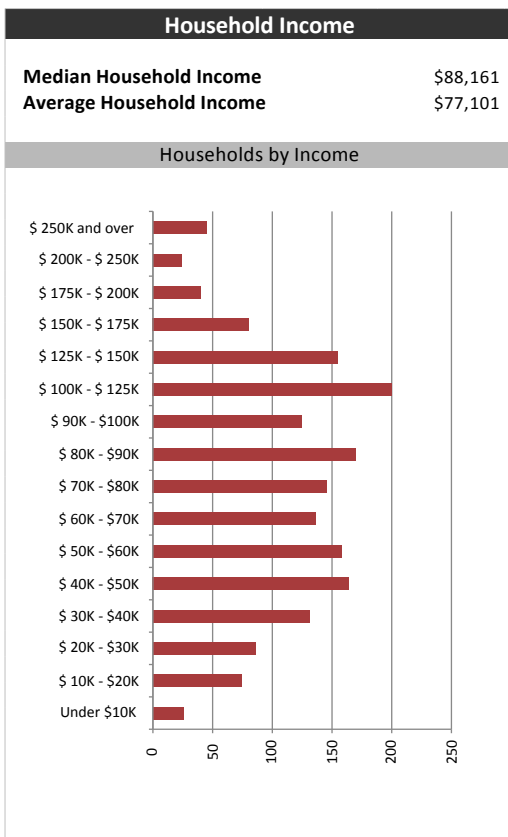
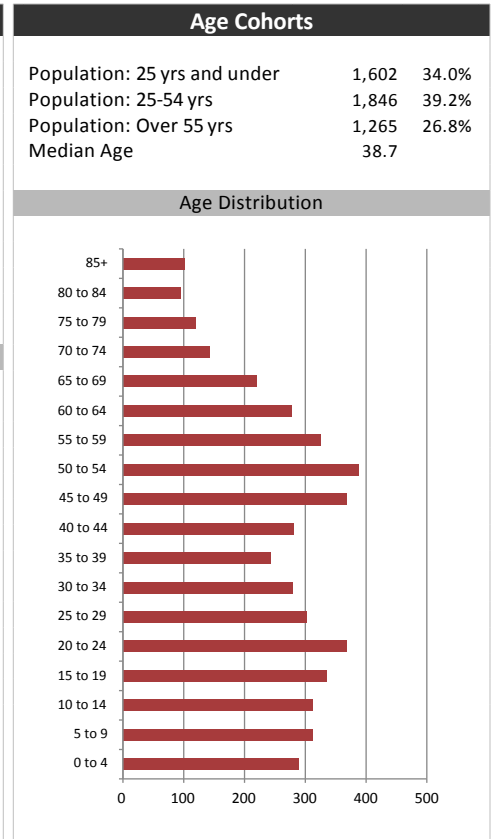
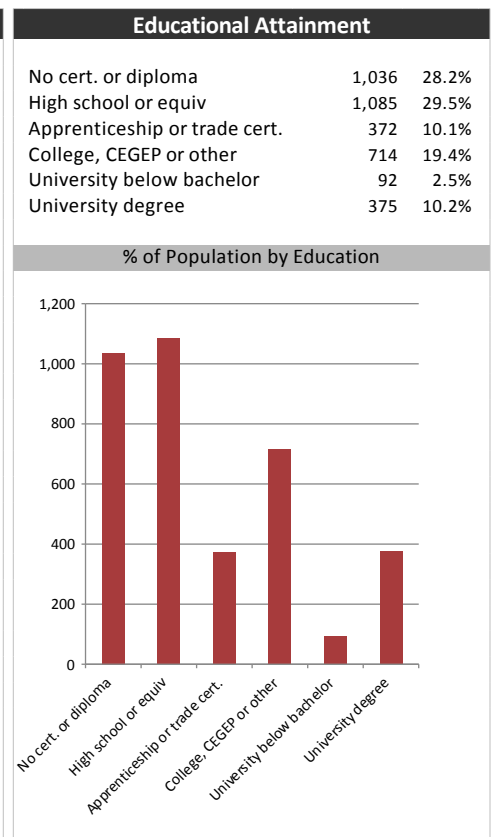


Market Information		
Average Household Spending / Yr		
Mortgage payments	\$	6,344
Cell Phone and Internet	\$	1,010
Home Renovations	\$	1,741
Retirement & pension fund payments	\$	3,430
Lotteries	\$	161
Health Insurance	\$	477
Household appliances	\$	523
Furnishings	\$	30
Computer hardware	\$	291
Auto/Truck Purchase	\$	4,023
Auto/Truck Rental or Lease	\$	1,316
Air Travel	\$	383
Age of Home Owners		
15 to 24 years	75	4.3%
25 to 34 years	266	15.3%
35 to 44 years	315	18.1%
45 to 54 years	382	22.0%
55 to 64 years	419	24.1%
65 to 74 years	169	9.7%
75 years or over	115	6.6%

Population & Household Summary	
Total Population	4,713
Population Growth 2009-2014	5.8%
Population Growth 2014-2019	11.2%
Total Households	1,740
Household Growth 2009-2014	10.6%
Household Growth 2014-2019	16.6%
% of Households with Children	45.0%
% of Households - Married w/ Kids	37.0%
% of Households - Single Parent	8.0%
% of Households by Household Size	



Visible Minorities & Language	
Population by Visible Minority	
Chinese	0.2%
South Asian	0.0%
Black	1.4%
Filipino	0.2%
Latin American	0.1%
Southeast Asian	0.0%
Arab	0.0%
West Asian	0.0%
Korean	0.0%
Japanese	0.6%
Visible minority, n.i.e.	0.0%
Multiple visible minorities	0.1%
Population by Mother Tongue	
Single Responses	99.9%
English	89.7%
French	0.5%
Non-Official languages	9.6%
Multiple responses	0.3%



Map

