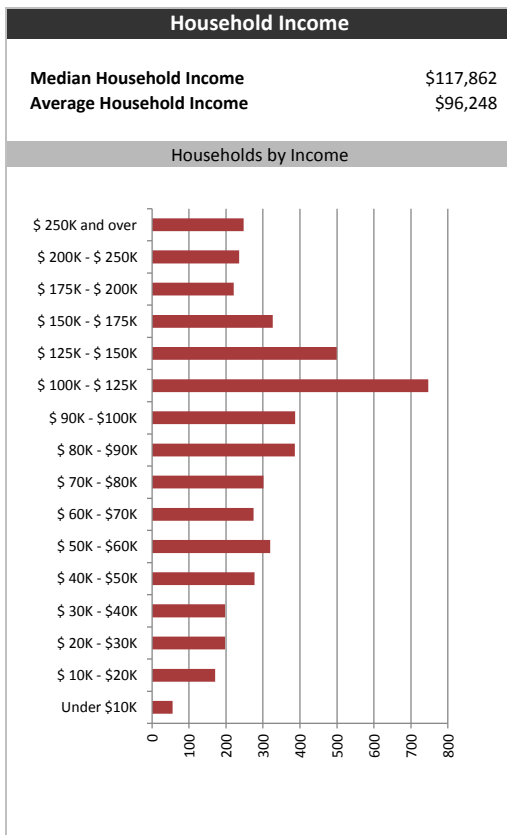
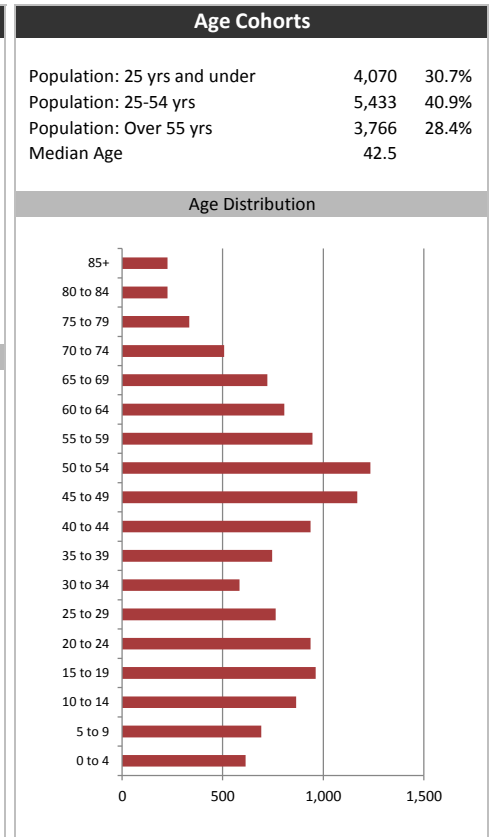


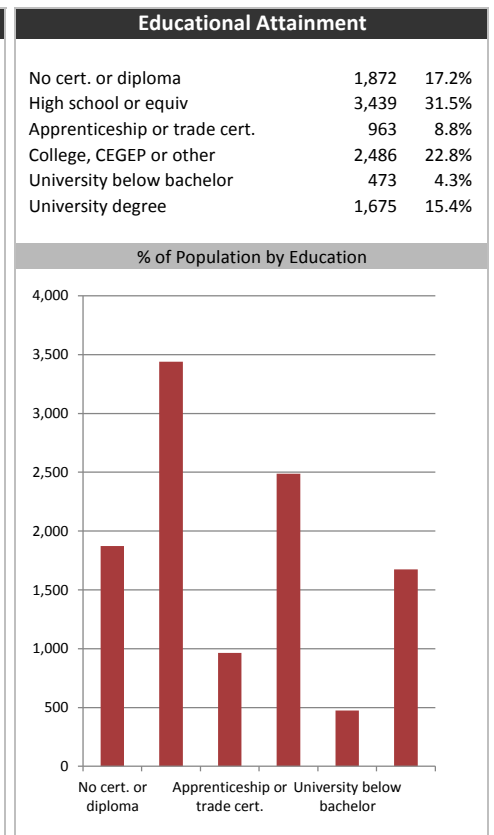
Market Information		
Average Household Spending / Yr		
Mortgage payments	\$	10,719
Cell Phone and Internet	\$	1,168
Home Renovations	\$	4,333
Retirement & pension fund payments	\$	4,531
Lotteries	\$	211
Health Insurance	\$	720
Household appliances	\$	690
Furnishings	\$	54
Computer hardware	\$	480
Auto/Truck Purchase	\$	5,203
Auto/Truck Rental or Lease	\$	1,110
Air Travel	\$	790
Age of Home Owners		
15 to 24 years	53	1.1%
25 to 34 years	520	10.7%
35 to 44 years	823	17.0%
45 to 54 years	1,329	27.4%
55 to 64 years	982	20.3%
65 to 74 years	727	15.0%
75 years or over	412	8.5%

Population & Household Summary	
Total Population	13,269
Population Growth 2009-2014	3.4%
Population Growth 2014-2019	5.6%
Total Households	4,846
Household Growth 2009-2014	8.8%
Household Growth 2014-2019	13.2%
% of Households with Children	49.5%
% of Households - Married w/ Kids	38.1%
% of Households - Single Parent	11.4%
% of Households by Household Size	

Household Size	Percentage
1	~17%
2	~33%
3	~19%
4-5	~29%
6+	~2%



Visible Minorities & Language	
Population by Visible Minority	
Chinese	0.2%
South Asian	0.1%
Black	0.8%
Filipino	0.5%
Latin American	0.4%
Southeast Asian	0.2%
Arab	0.1%
West Asian	0.1%
Korean	0.3%
Japanese	0.0%
Visible minority, n.i.e.	0.2%
Multiple visible minorities	0.5%
Population by Mother Tongue	
Single Responses	99.6%
English	90.2%
French	1.3%
Non-Official languages	8.1%
Multiple responses	0.5%



Map

