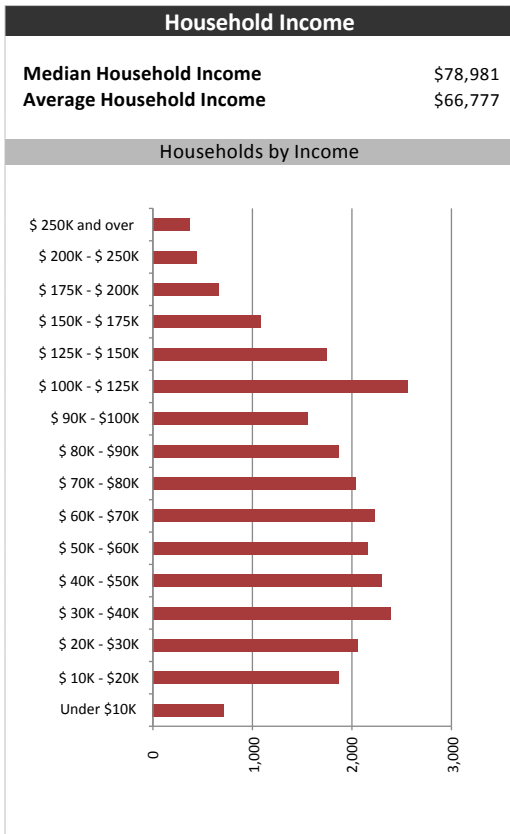
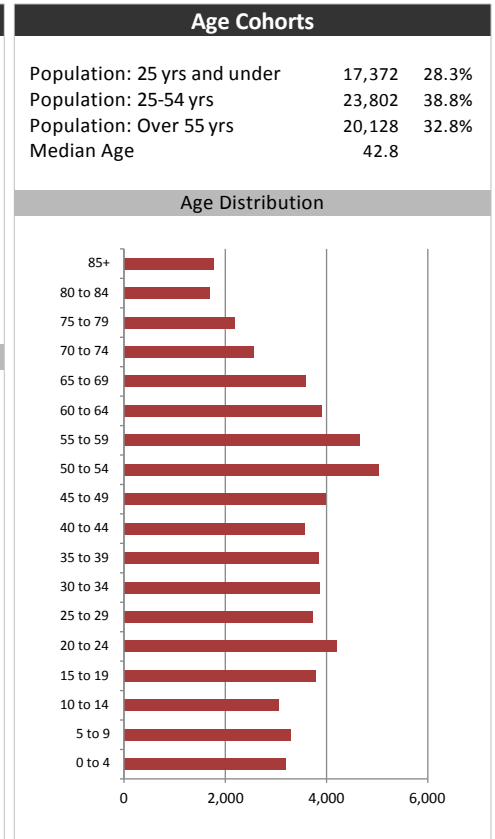
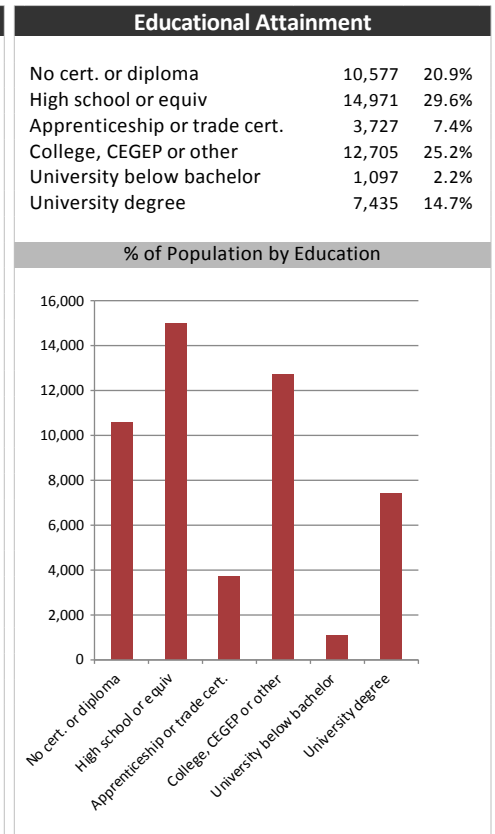


Market Information		
Average Household Spending / Yr		
Mortgage payments	\$	5,050
Cell Phone and Internet	\$	920
Home Renovations	\$	2,435
Retirement & pension fund payments	\$	2,998
Lotteries	\$	172
Health Insurance	\$	608
Household appliances	\$	415
Furnishings	\$	37
Computer hardware	\$	323
Auto/Truck Purchase	\$	3,627
Auto/Truck Rental or Lease	\$	798
Air Travel	\$	513
Age of Home Owners		
15 to 24 years	959	3.7%
25 to 34 years	3,602	14.0%
35 to 44 years	3,895	15.1%
45 to 54 years	5,100	19.8%
55 to 64 years	5,034	19.5%
65 to 74 years	3,819	14.8%
75 years or over	3,391	13.1%

Population & Household Summary	
Total Population	61,301
Population Growth 2009-2014	-2.0%
Population Growth 2014-2019	0.3%
Total Households	25,799
Household Growth 2009-2014	2.6%
Household Growth 2014-2019	3.4%
% of Households with Children	39.7%
% of Households - Married w/ Kids	27.1%
% of Households - Single Parent	12.6%
% of Households by Household Size	



Visible Minorities & Language	
Population by Visible Minority	
Chinese	0.8%
South Asian	1.0%
Black	0.9%
Filipino	0.3%
Latin American	0.4%
Southeast Asian	0.4%
Arab	0.2%
West Asian	0.1%
Korean	0.3%
Japanese	0.1%
Visible minority, n.i.e.	0.2%
Multiple visible minorities	0.1%
Population by Mother Tongue	
Single Responses	99.3%
English	92.7%
French	1.2%
Non-Official languages	5.4%
Multiple responses	0.6%



Map

