

# Belleville & Region, The Community Press

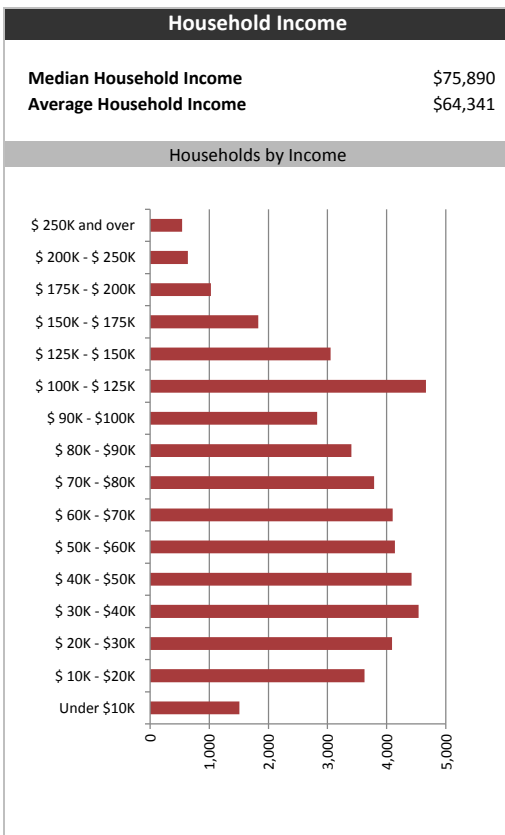
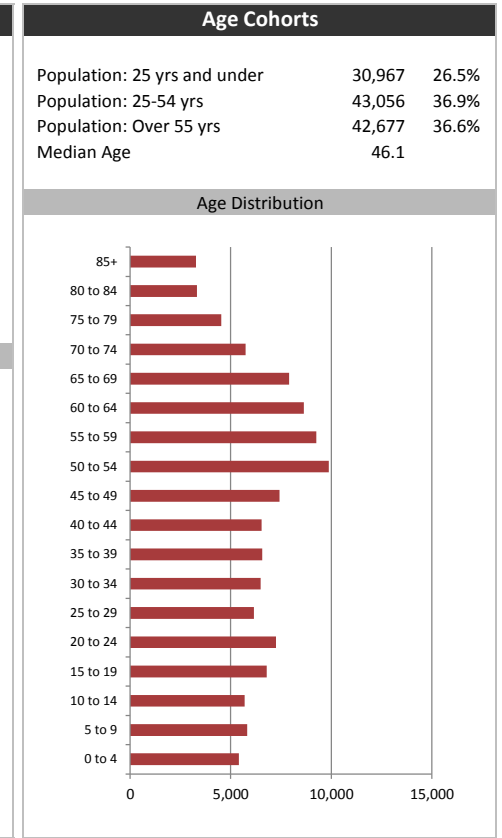


**Summary Report**  
January 27, 2015

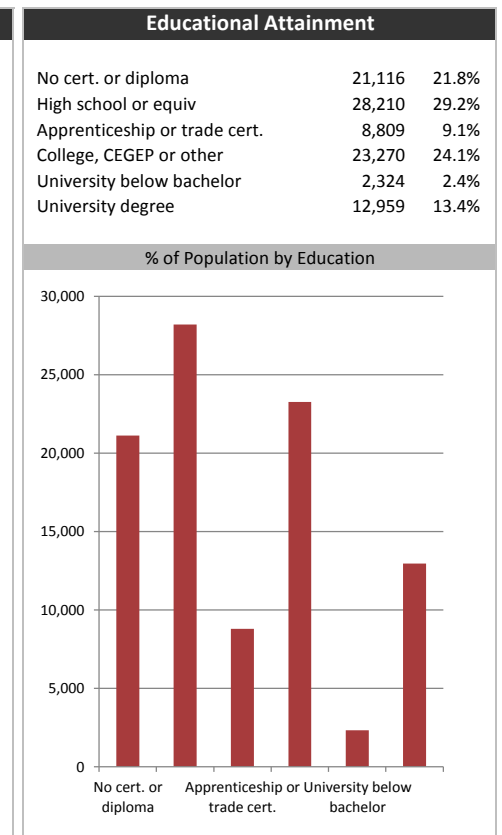
Market Information		
Average Household Spending / Yr		
Mortgage payments	\$	4,821
Cell Phone and Internet	\$	895
Home Renovations	\$	2,221
Retirement & pension fund payments	\$	2,781
Lotteries	\$	164
Health Insurance	\$	609
Household appliances	\$	431
Furnishings	\$	31
Computer hardware	\$	307
Auto/Truck Purchase	\$	3,731
Auto/Truck Rental or Lease	\$	785
Air Travel	\$	439
Age of Home Owners		
15 to 24 years	1,445	3.0%
25 to 34 years	5,707	11.8%
35 to 44 years	6,647	13.8%
45 to 54 years	9,470	19.6%
55 to 64 years	9,968	20.7%
65 to 74 years	8,332	17.3%
75 years or over	6,633	13.8%

Population & Household Summary	
Total Population	116,700
Population Growth 2009-2014	0.1%
Population Growth 2014-2019	1.0%
Total Households	48,201
Household Growth 2009-2014	3.6%
Household Growth 2014-2019	3.8%
% of Households with Children	38.2%
% of Households - Married w/ Kids	27.2%
% of Households - Single Parent	11.0%
% of Households by Household Size	

Household Size	% of Households
1	26.0%
2	40.0%
3	14.5%
4-5	16.5%
6+	2.5%



Visible Minorities & Language	
Population by Visible Minority	
Chinese	0.5%
South Asian	0.7%
Black	0.7%
Filipino	0.2%
Latin American	0.3%
Southeast Asian	0.2%
Arab	0.1%
West Asian	0.0%
Korean	0.2%
Japanese	0.1%
Visible minority, n.i.e.	0.1%
Multiple visible minorities	0.1%
Population by Mother Tongue	
Single Responses	99.7%
English	93.7%
French	1.3%
Non-Official languages	4.7%
Multiple responses	0.5%



### Map

