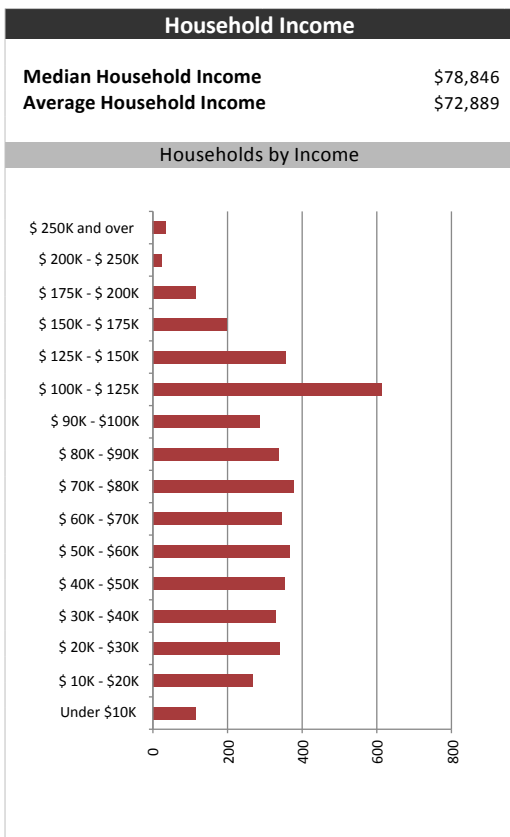
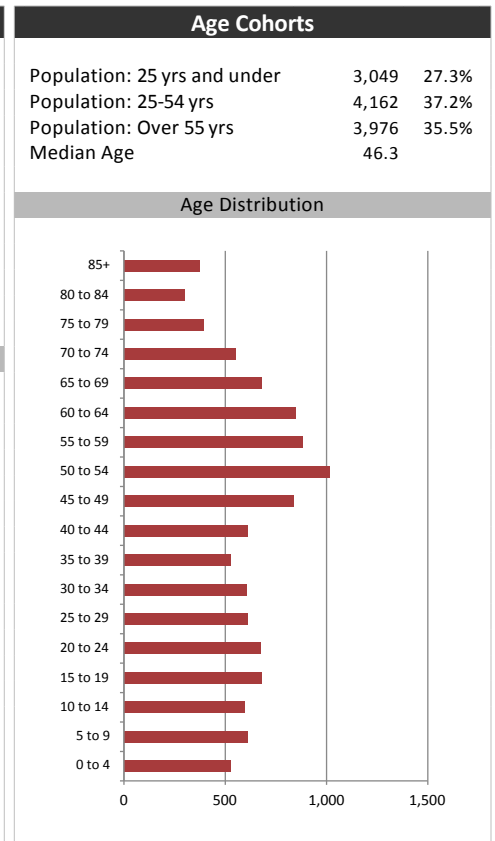
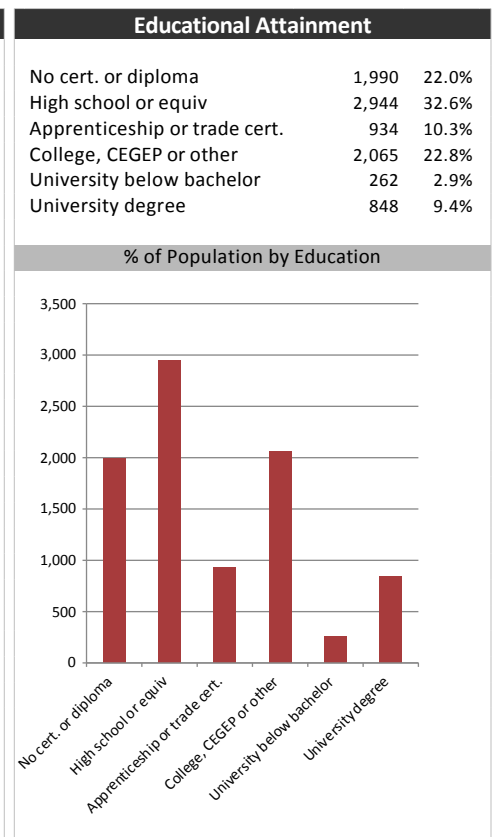


Market Information		
Average Household Spending / Yr		
Mortgage payments	\$	5,501
Cell Phone and Internet	\$	880
Home Renovations	\$	1,801
Retirement & pension fund payments	\$	3,016
Lotteries	\$	154
Health Insurance	\$	468
Household appliances	\$	447
Furnishings	\$	29
Computer hardware	\$	256
Auto/Truck Purchase	\$	3,534
Auto/Truck Rental or Lease	\$	1,036
Air Travel	\$	387
Age of Home Owners		
15 to 24 years	114	2.6%
25 to 34 years	389	8.9%
35 to 44 years	565	12.9%
45 to 54 years	1,028	23.4%
55 to 64 years	1,018	23.2%
65 to 74 years	728	16.6%
75 years or over	550	12.5%

Population & Household Summary	
Total Population	11,188
Population Growth 2009-2014	-2.8%
Population Growth 2014-2019	1.8%
Total Households	4,391
Household Growth 2009-2014	2.4%
Household Growth 2014-2019	7.8%
% of Households with Children	40.0%
% of Households - Married w/ Kids	30.2%
% of Households - Single Parent	9.8%
% of Households by Household Size	



Visible Minorities & Language	
Population by Visible Minority	
Chinese	0.1%
South Asian	0.3%
Black	0.3%
Filipino	0.3%
Latin American	0.1%
Southeast Asian	0.1%
Arab	0.1%
West Asian	0.1%
Korean	0.0%
Japanese	0.1%
Visible minority, n.i.e.	0.0%
Multiple visible minorities	0.2%
Population by Mother Tongue	
Single Responses	100.8%
English	95.2%
French	0.6%
Non-Official languages	5.0%
Multiple responses	0.5%



Map

