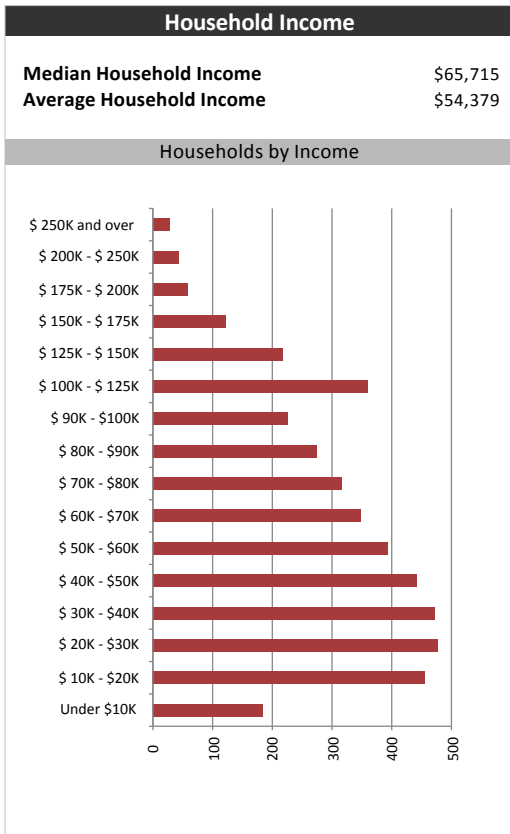
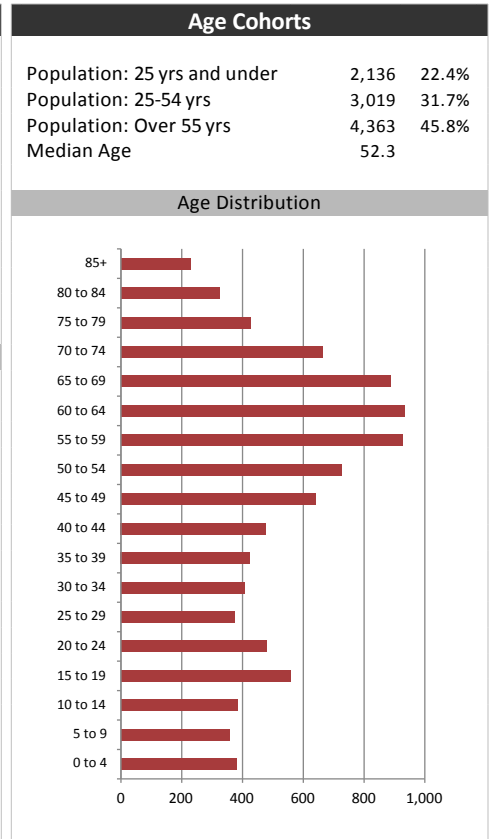
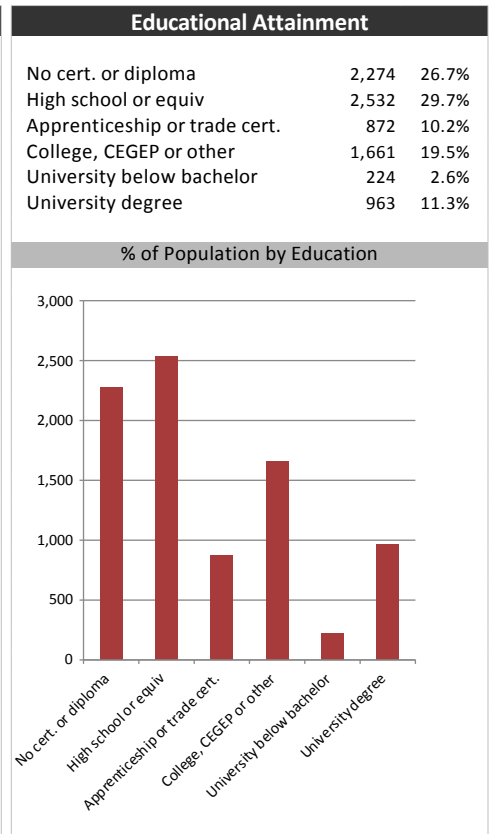


Market Information		
Average Household Spending / Yr		
Mortgage payments	\$	3,464
Cell Phone and Internet	\$	808
Home Renovations	\$	2,166
Retirement & pension fund payments	\$	2,122
Lotteries	\$	142
Health Insurance	\$	768
Household appliances	\$	449
Furnishings	\$	17
Computer hardware	\$	292
Auto/Truck Purchase	\$	4,450
Auto/Truck Rental or Lease	\$	570
Air Travel	\$	365
Age of Home Owners		
15 to 24 years	51	1.2%
25 to 34 years	274	6.3%
35 to 44 years	412	9.4%
45 to 54 years	727	16.6%
55 to 64 years	1,260	28.8%
65 to 74 years	944	21.6%
75 years or over	711	16.2%

Population & Household Summary	
Total Population	9,518
Population Growth 2009-2014	-1.1%
Population Growth 2014-2019	1.3%
Total Households	4,379
Household Growth 2009-2014	3.9%
Household Growth 2014-2019	3.6%
% of Households with Children	30.5%
% of Households - Married w/ Kids	21.4%
% of Households - Single Parent	9.0%
% of Households by Household Size	



Visible Minorities & Language	
Population by Visible Minority	
Chinese	0.1%
South Asian	0.0%
Black	0.1%
Filipino	0.0%
Latin American	0.0%
Southeast Asian	0.0%
Arab	0.0%
West Asian	0.0%
Korean	0.0%
Japanese	0.0%
Visible minority, n.i.e.	0.0%
Multiple visible minorities	0.0%
Population by Mother Tongue	
Single Responses	97.5%
English	91.3%
French	1.6%
Non-Official languages	4.5%
Multiple responses	0.4%



Map

