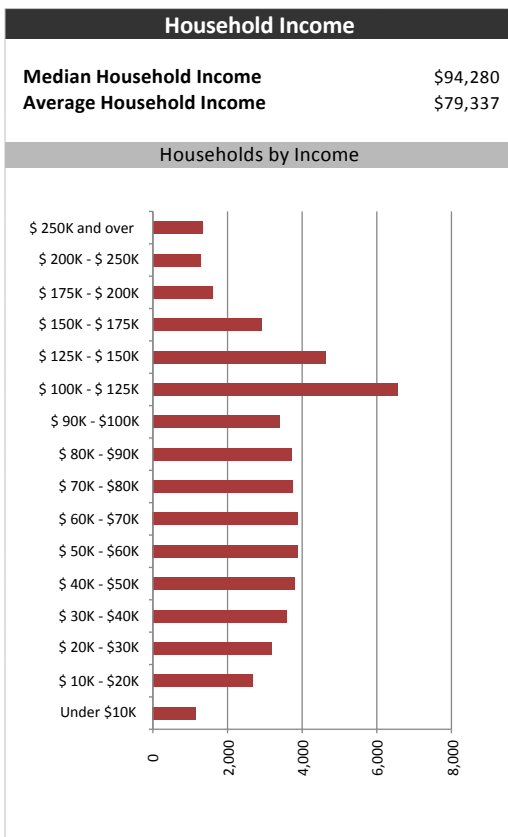
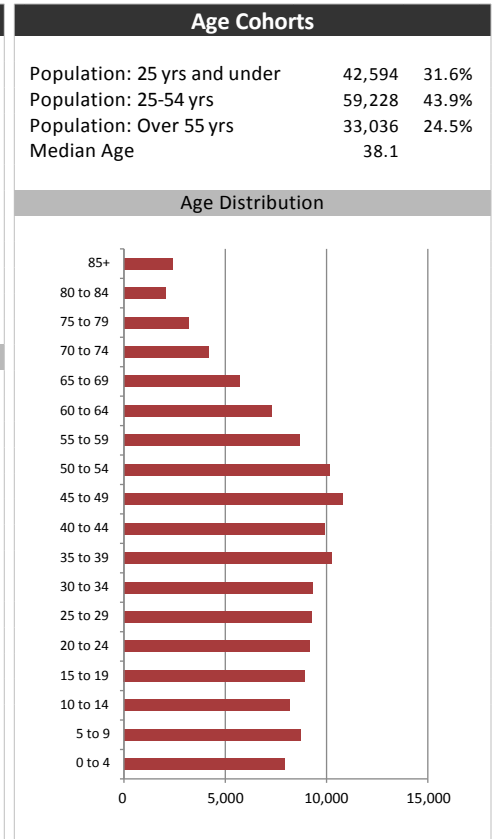
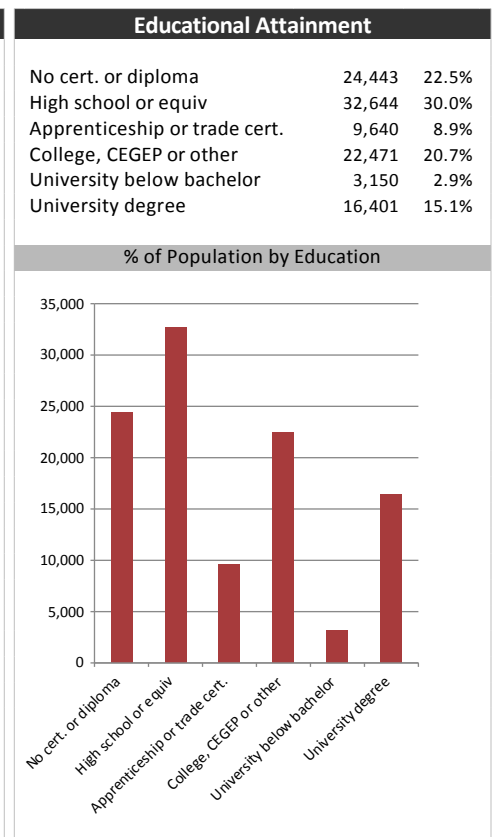


Market Information		
Average Household Spending / Yr		
Mortgage payments	\$	8,107
Cell Phone and Internet	\$	1,057
Home Renovations	\$	2,764
Retirement & pension fund payments	\$	3,420
Lotteries	\$	172
Health Insurance	\$	561
Household appliances	\$	492
Furnishings	\$	37
Computer hardware	\$	369
Auto/Truck Purchase	\$	3,721
Auto/Truck Rental or Lease	\$	958
Air Travel	\$	586
Age of Home Owners		
15 to 24 years	1,515	3.0%
25 to 34 years	8,011	15.8%
35 to 44 years	10,779	21.2%
45 to 54 years	11,745	23.1%
55 to 64 years	8,843	17.4%
65 to 74 years	5,755	11.3%
75 years or over	4,101	8.1%

Population & Household Summary	
Total Population	134,857
Population Growth 2009-2014	5.1%
Population Growth 2014-2019	6.1%
Total Households	50,749
Household Growth 2009-2014	8.5%
Household Growth 2014-2019	10.7%
% of Households with Children	49.5%
% of Households - Married w/ Kids	36.7%
% of Households - Single Parent	12.8%
% of Households by Household Size	



Visible Minorities & Language	
Population by Visible Minority	
Chinese	0.9%
South Asian	4.9%
Black	1.8%
Filipino	0.6%
Latin American	1.1%
Southeast Asian	1.0%
Arab	0.5%
West Asian	0.4%
Korean	0.1%
Japanese	0.2%
Visible minority, n.i.e.	0.4%
Multiple visible minorities	0.3%
Population by Mother Tongue	
Single Responses	98.4%
English	79.2%
French	1.3%
Non-Official languages	17.9%
Multiple responses	1.5%



Map

