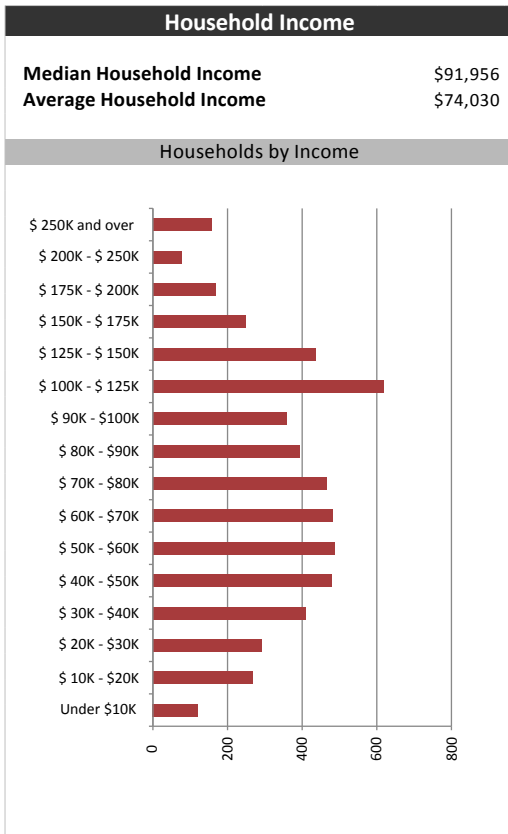
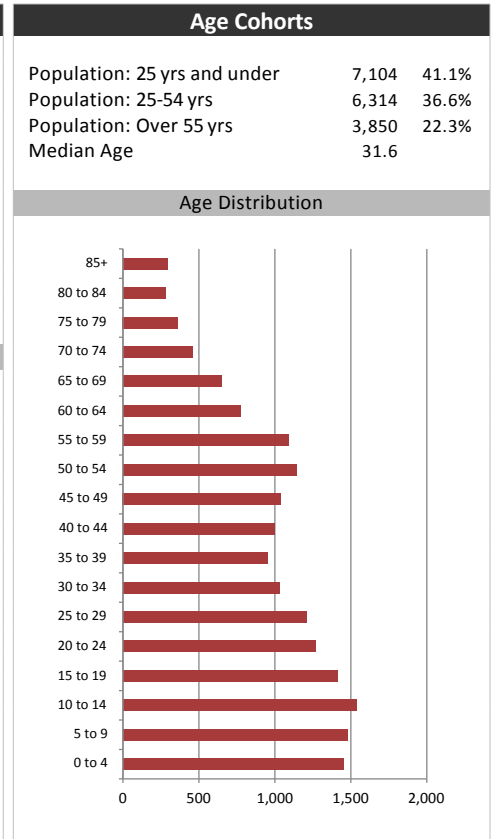
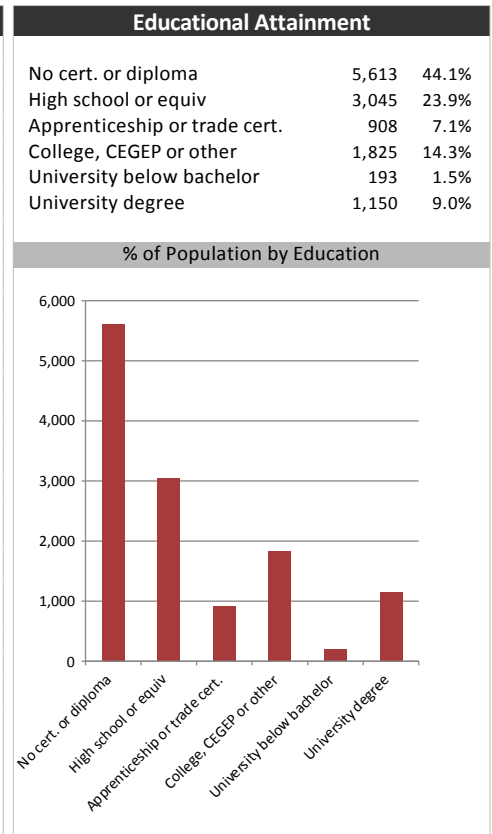


Market Information		
Average Household Spending / Yr		
Mortgage payments	\$	6,222
Cell Phone and Internet	\$	1,050
Home Renovations	\$	1,876
Retirement & pension fund payments	\$	3,705
Lotteries	\$	160
Health Insurance	\$	649
Household appliances	\$	547
Furnishings	\$	34
Computer hardware	\$	291
Auto/Truck Purchase	\$	4,301
Auto/Truck Rental or Lease	\$	1,139
Air Travel	\$	432
Age of Home Owners		
15 to 24 years	226	4.2%
25 to 34 years	944	17.5%
35 to 44 years	1,005	18.6%
45 to 54 years	1,168	21.7%
55 to 64 years	953	17.7%
65 to 74 years	584	10.8%
75 years or over	514	9.5%

Population & Household Summary	
Total Population	17,268
Population Growth 2009-2014	3.1%
Population Growth 2014-2019	3.9%
Total Households	5,393
Household Growth 2009-2014	4.9%
Household Growth 2014-2019	7.9%
% of Households with Children	54.3%
% of Households - Married w/ Kids	48.0%
% of Households - Single Parent	6.3%
% of Households by Household Size	



Visible Minorities & Language	
Population by Visible Minority	
Chinese	0.1%
South Asian	0.1%
Black	0.2%
Filipino	0.1%
Latin American	0.3%
Southeast Asian	0.0%
Arab	0.0%
West Asian	0.0%
Korean	0.1%
Japanese	0.0%
Visible minority, n.i.e.	0.2%
Multiple visible minorities	0.0%
Population by Mother Tongue	
Single Responses	98.8%
English	65.9%
French	0.5%
Non-Official languages	32.5%
Multiple responses	1.0%



Map

