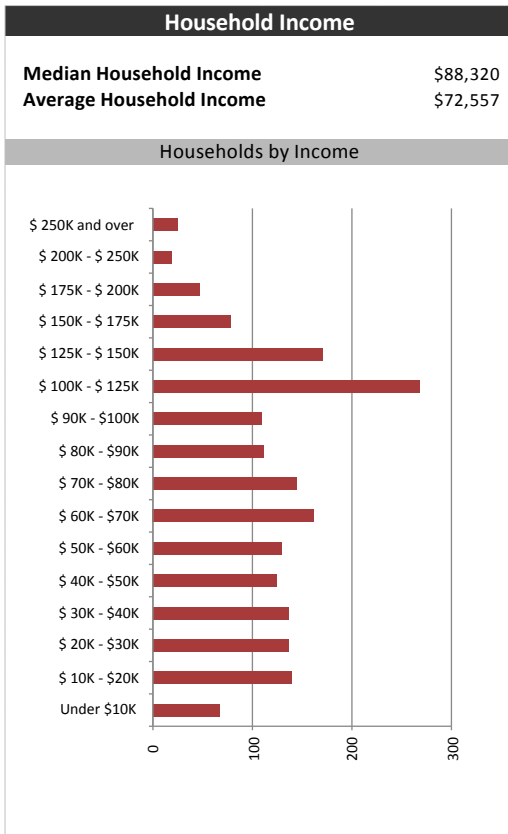
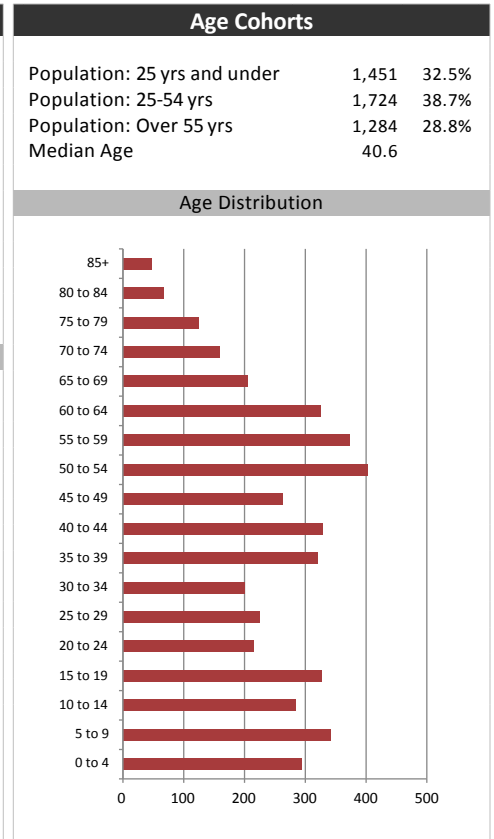
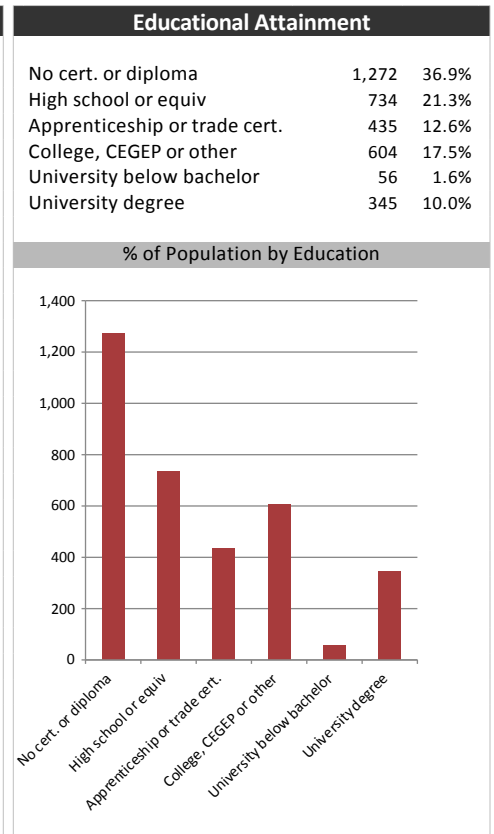


Market Information		
Average Household Spending / Yr		
Mortgage payments	\$	5,450
Cell Phone and Internet	\$	1,004
Home Renovations	\$	3,355
Retirement & pension fund payments	\$	3,219
Lotteries	\$	190
Health Insurance	\$	887
Household appliances	\$	506
Furnishings	\$	37
Computer hardware	\$	300
Auto/Truck Purchase	\$	4,386
Auto/Truck Rental or Lease	\$	692
Air Travel	\$	554
Age of Home Owners		
15 to 24 years	83	4.5%
25 to 34 years	247	13.4%
35 to 44 years	327	17.8%
45 to 54 years	398	21.6%
55 to 64 years	396	21.5%
65 to 74 years	227	12.3%
75 years or over	165	9.0%

Population & Household Summary	
Total Population	4,459
Population Growth 2009-2014	4.4%
Population Growth 2014-2019	0.3%
Total Households	1,843
Household Growth 2009-2014	10.3%
Household Growth 2014-2019	8.2%
% of Households with Children	44.4%
% of Households - Married w/ Kids	29.2%
% of Households - Single Parent	15.2%
% of Households by Household Size	



Visible Minorities & Language	
Population by Visible Minority	
Chinese	0.0%
South Asian	0.0%
Black	0.5%
Filipino	0.0%
Latin American	0.2%
Southeast Asian	0.1%
Arab	0.0%
West Asian	0.0%
Korean	0.0%
Japanese	0.5%
Visible minority, n.i.e.	0.1%
Multiple visible minorities	0.1%
Population by Mother Tongue	
Single Responses	100.4%
English	70.2%
French	24.8%
Non-Official languages	5.4%
Multiple responses	1.3%



Map

