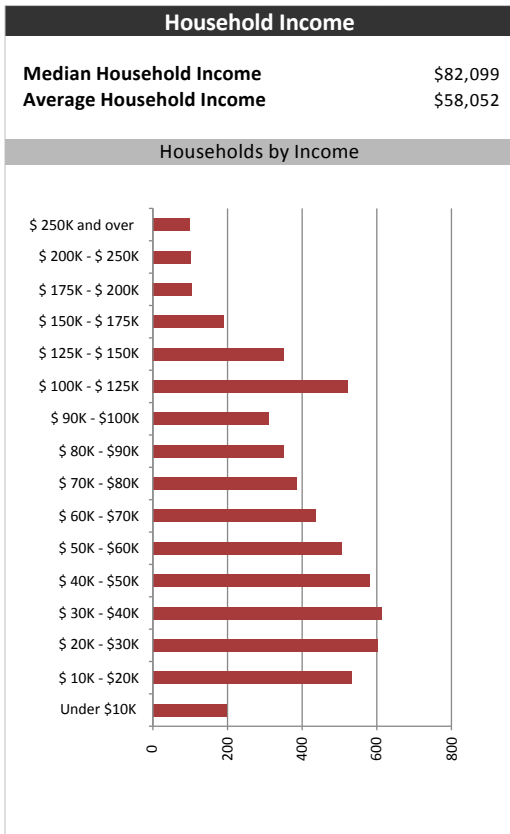
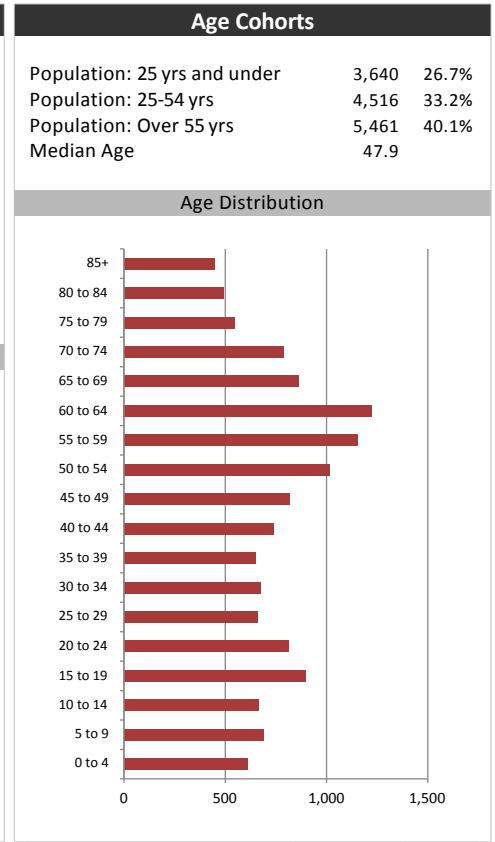
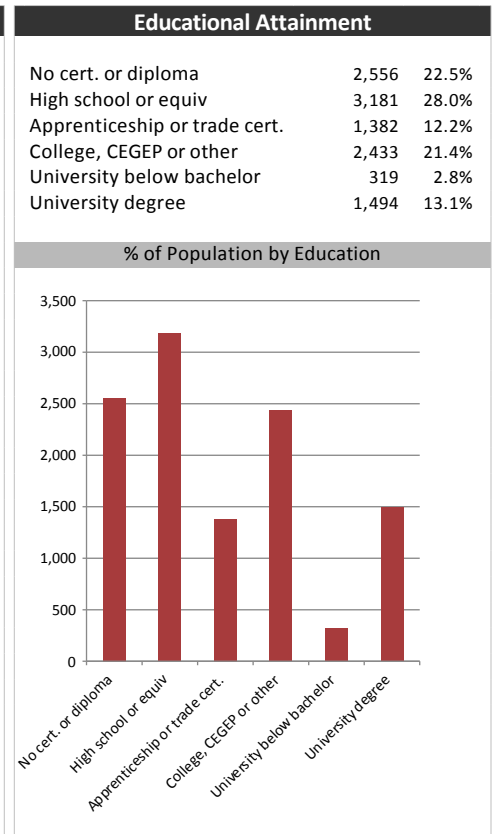


Market Information		
Average Household Spending / Yr		
Mortgage payments	\$	5,397
Cell Phone and Internet	\$	913
Home Renovations	\$	2,121
Retirement & pension fund payments	\$	3,102
Lotteries	\$	165
Health Insurance	\$	598
Household appliances	\$	502
Furnishings	\$	38
Computer hardware	\$	309
Auto/Truck Purchase	\$	4,049
Auto/Truck Rental or Lease	\$	829
Air Travel	\$	447
Age of Home Owners		
15 to 24 years	172	3.0%
25 to 34 years	634	10.9%
35 to 44 years	726	12.5%
45 to 54 years	987	17.0%
55 to 64 years	1,356	23.3%
65 to 74 years	971	16.7%
75 years or over	971	16.7%

Population & Household Summary	
Total Population	13,617
Population Growth 2009-2014	-0.9%
Population Growth 2014-2019	0.1%
Total Households	5,817
Household Growth 2009-2014	2.3%
Household Growth 2014-2019	3.2%
% of Households with Children	33.7%
% of Households - Married w/ Kids	25.9%
% of Households - Single Parent	7.8%
% of Households by Household Size	



Visible Minorities & Language	
Population by Visible Minority	
Chinese	0.2%
South Asian	0.2%
Black	0.1%
Filipino	0.2%
Latin American	0.1%
Southeast Asian	0.0%
Arab	0.1%
West Asian	0.0%
Korean	0.1%
Japanese	0.1%
Visible minority, n.i.e.	0.0%
Multiple visible minorities	0.0%
Population by Mother Tongue	
Single Responses	100.1%
English	91.7%
French	1.0%
Non-Official languages	7.4%
Multiple responses	0.4%



# Goderich Signal-Star

## Distribution Map

Map

