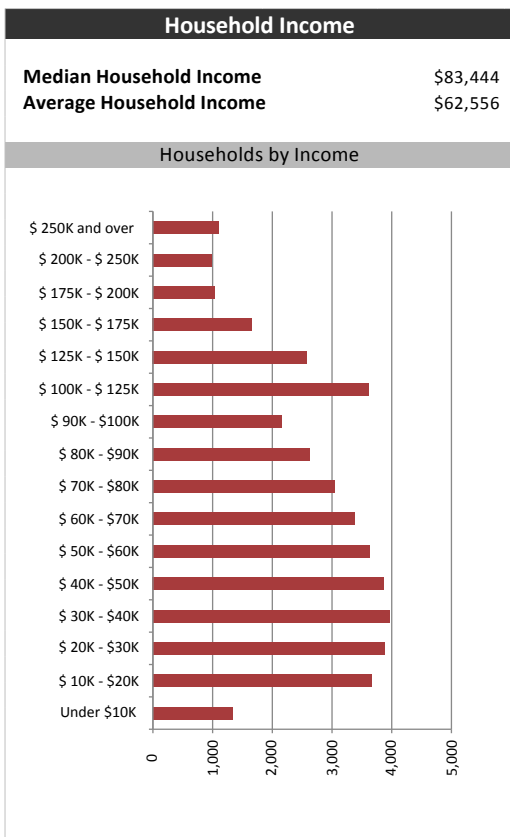
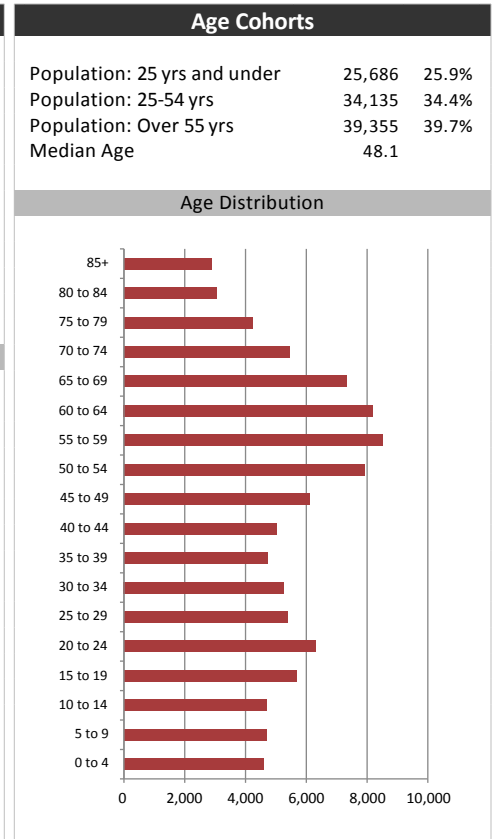
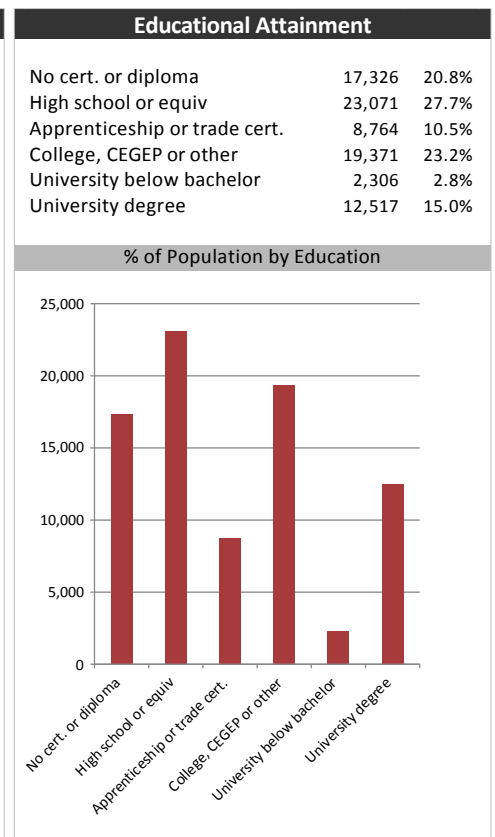


Market Information		
Average Household Spending / Yr		
Mortgage payments	\$	5,545
Cell Phone and Internet	\$	880
Home Renovations	\$	2,523
Retirement & pension fund payments	\$	3,234
Lotteries	\$	176
Health Insurance	\$	652
Household appliances	\$	502
Furnishings	\$	34
Computer hardware	\$	318
Auto/Truck Purchase	\$	4,352
Auto/Truck Rental or Lease	\$	860
Air Travel	\$	468
Age of Home Owners		
15 to 24 years	995	2.4%
25 to 34 years	4,855	11.5%
35 to 44 years	4,893	11.6%
45 to 54 years	7,856	18.7%
55 to 64 years	9,487	22.5%
65 to 74 years	7,912	18.8%
75 years or over	6,122	14.5%

Population & Household Summary	
Total Population	99,176
Population Growth 2009-2014	1.3%
Population Growth 2014-2019	1.2%
Total Households	42,121
Household Growth 2009-2014	4.7%
Household Growth 2014-2019	5.1%
% of Households with Children	34.9%
% of Households - Married w/ Kids	26.2%
% of Households - Single Parent	8.7%
% of Households by Household Size	



Visible Minorities & Language	
Population by Visible Minority	
Chinese	0.4%
South Asian	0.4%
Black	0.4%
Filipino	0.1%
Latin American	0.1%
Southeast Asian	0.1%
Arab	0.0%
West Asian	0.1%
Korean	0.1%
Japanese	0.1%
Visible minority, n.i.e.	0.1%
Multiple visible minorities	0.1%
Population by Mother Tongue	
Single Responses	99.5%
English	92.6%
French	0.9%
Non-Official languages	6.0%
Multiple responses	0.4%



# Grey Bruce This Week

## Distribution Map

### Map

