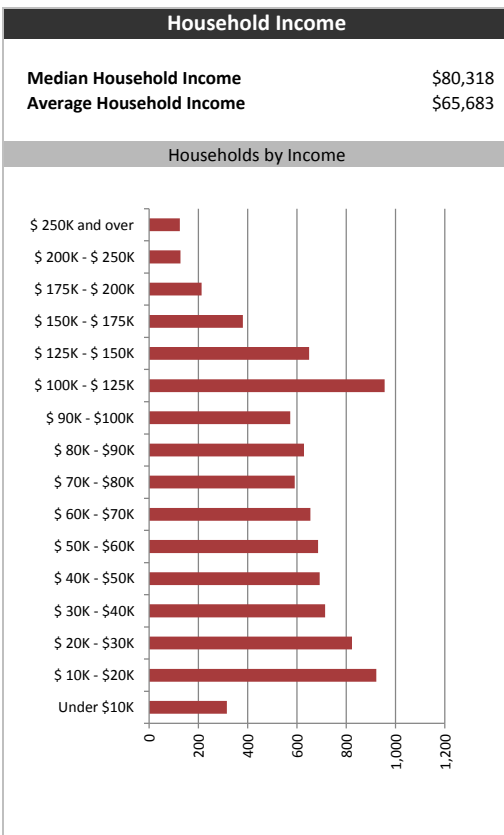
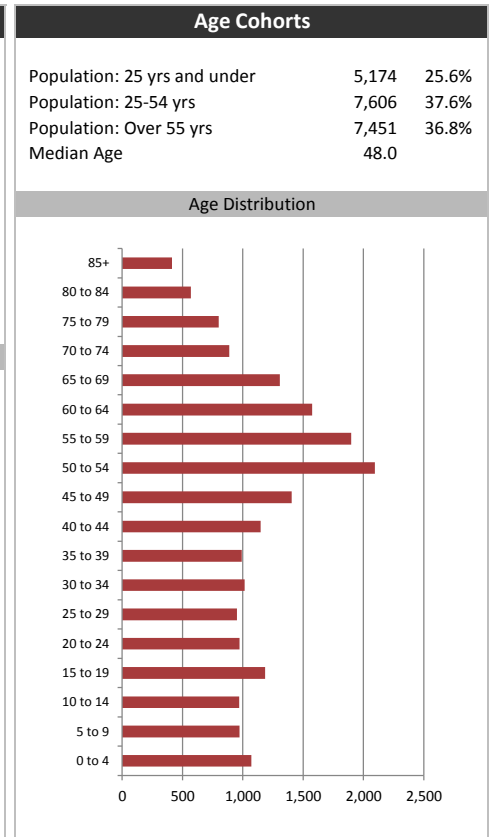


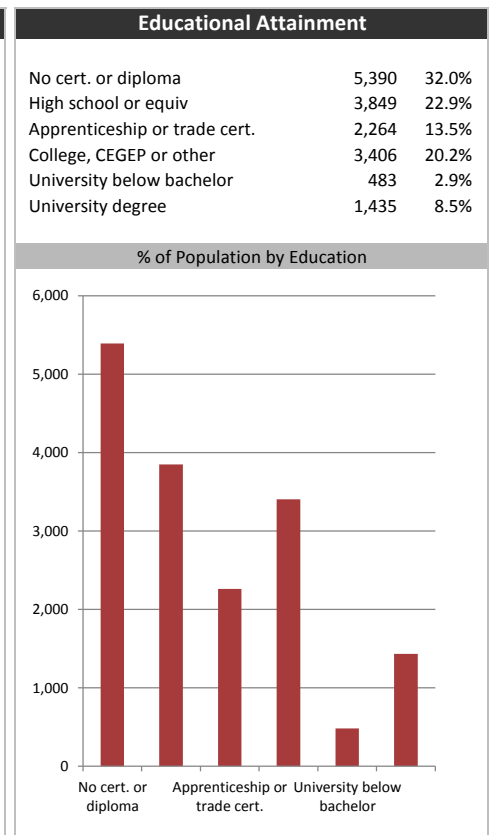
Market Information		
Average Household Spending / Yr		
Mortgage payments	\$	4,484
Cell Phone and Internet	\$	716
Home Renovations	\$	2,262
Retirement & pension fund payments	\$	3,247
Lotteries	\$	252
Health Insurance	\$	1,274
Household appliances	\$	401
Furnishings	\$	23
Computer hardware	\$	295
Auto/Truck Purchase	\$	3,825
Auto/Truck Rental or Lease	\$	868
Air Travel	\$	227
Age of Home Owners		
15 to 24 years	254	2.8%
25 to 34 years	958	10.6%
35 to 44 years	1,135	12.5%
45 to 54 years	1,885	20.8%
55 to 64 years	2,115	23.4%
65 to 74 years	1,600	17.7%
75 years or over	1,104	12.2%

Population & Household Summary	
Total Population	20,230
Population Growth 2009-2014	-4.7%
Population Growth 2014-2019	-2.6%
Total Households	9,051
Household Growth 2009-2014	-0.7%
Household Growth 2014-2019	1.3%
% of Households with Children	35.2%
% of Households - Married w/ Kids	26.7%
% of Households - Single Parent	8.5%
% of Households by Household Size	

Household Size	% of Households
1	30.0%
2	39.0%
3	13.5%
4-5	15.5%
6+	1.5%



Visible Minorities & Language	
Population by Visible Minority	
Chinese	0.3%
South Asian	0.0%
Black	0.3%
Filipino	0.0%
Latin American	0.1%
Southeast Asian	0.1%
Arab	0.0%
West Asian	0.0%
Korean	0.0%
Japanese	0.1%
Visible minority, n.i.e.	0.0%
Multiple visible minorities	0.0%
Population by Mother Tongue	
Single Responses	98.5%
English	22.1%
French	73.9%
Non-Official languages	2.6%
Multiple responses	2.1%



Map

